




DETASULTRA®

solutions around the cable

DIVISIBLE FRAMES FOR CABLES WITH AND WITHOUT CONNECTORS
ENTRY PLATES FOR CABLES WITHOUT CONNECTORS STRAIN RELIEF MODULES
EMC SHIELDING DIVISIBLE CORRUGATED CONDUITS ACCESSORIES
ATEX CABLE ENTRY SYSTEMS



CATALOG 2024

VERS. 12



Detas SpA presents the **DetasUltra** division, established in 2019 after many years of experience in cable management for electrical cabinets and equipment.

The **DES (Detas Entry System)** solution is designed to simplify the use of cables in electrical equipment, improving watertightness, strain relief and EMC, whilst minimising costs.

DES has been designed, developed and patented in Italy, thanks to our technical skills in the

thermoplastic industry and production equipment. Our attention to detail has driven us to develop innovative and reliable solutions for our customers at a competitive price.

For decades the Detas Group has been specialising in power electronics for sectors such as industrial automation, LED functional lighting, traffic safety and electric vehicle charging.


INDEX

Catalog 2024

VERS. 12

DIVISIBLE FRAMES FOR CABLES WITH AND WITHOUT CONNECTORS

GROUP 1




7

DES Divisible Frames




29

Divisible Cable Glands
OSF DESCCLICK DESPREDD



41

SPC/SPP/SPG Grommets



61

ISP & DES Caps



62

Utility Boxes



64

DES Z Brush Divisible Frames



68

Hygienic Design Frames


ENTRY PLATES FOR CABLES WITHOUT CONNECTORS

GROUP 2



71

DES PDM




58

DES PDM M



82

DES PDP



89

DES PM




92

IFP

STRAIN RELIEF MODULES

GROUP 3



95

Strain relief - AP series



99

DZ Spacers



100

MFK, MFY



104

FVM


EMC SHIELDING

GROUP 4




107

MS Cable Clamps



127

GKD Intumescent gaskets



128

EMC Brackets



130

Bases




131

Engineering Box EMC



132

CTX earthing braids



133

EMC Frames and grommets

DIVISIBLE CORRUGATED CONDUITS

GROUP 5



136

FL Divisible conduits




137

FW Clips

ACCESSORIES

GROUP 6




139

Hydraulic punch driver
HY360



140

PF Plates



143

SQZ Brushes



144

DemoBox Deluxe


ATEX CABLE ENTRY SYSTEMS

GROUP 7



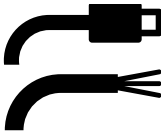
146

DES Frames and grommets



151

DES PDM Entry plates



GROUP 1

Entry systems for
cables with and without
connectors





DES 24



Splittable frame for cables with and without connectors

FEATURES

- Multiple configurations in the same frame
- Frame screws in AISI304 Stainless Steel
- IP66 and NEMA 4X* certified with all configurations of grommets
- Strain relief according to EN 62444
- Sturdy construction IK10
- Overmolded gasket acc. to UL94-V0
- ATEX version on request (Group 7)
- Threaded inserts version on request



The DES 24 cable entry system consists of a splittable frame designed to accommodate small (SPP), multiple (X) or large (SPG) grommets for cables with and without connectors. The grommets can be freely positioned into the frame.

With all combinations of grommets, single, double, quadruple, big, the IP66 and NEMA 4X* are guaranteed.

The overmolded gasket guarantees faster installation times and the complete V0 self-extinguishing of the system.

Material: PP+GF, halogens and silicones free

Flammability: self-extinguishing acc. to UL94-V0

Temperature: -40°C... +155°C (static)

RELATED PRODUCTS

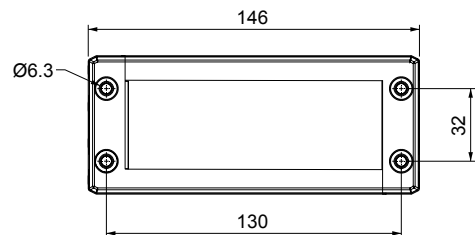
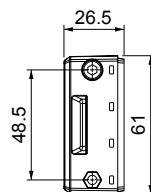
- SPP grommets (from page 46)
- SPG grommets (from page 52)
- DES Cover (page 26)
- DES Flap (page 27)
- HY360 hydraulic punch driver (page 139)
- PF/PFX cable entry system plates (from page 140)
- DES caps (page 61)
- Intumescent gasket (page 127)



* Indoor only

Model	Code	Some possible configurations	Max. cut-out (mm)	Pcs (/pack)
DES 24	1731010024		112 x 39	10
Upon request	1731991020	Set of 4 mounting screws in AISI304 with Black Geomet finishing		

Dimensions (mm)



IP66

NEMA 12, 4X*

UL TYPE 12, 4X



ECOLAB



IK10





DES 16



Splittable frame for cables with and without connectors

FEATURES

- Multiple configurations in the same frame
- Frame screws in AISI304 Stainless Steel
- IP66 and NEMA 4X* certified with all configurations of grommets
- Strain relief according to EN 62444
- Sturdy construction IK10
- Overmolded gasket acc. to UL94-V0
- ATEX version on request (Group 7)
- Threaded inserts version on request



The DES 16 cable entry system consists of a splittable frame designed to accommodate small (SPP), multiple (X) or large (SPG) grommets for cables with and without connectors. The grommets can be freely positioned into the frame.

With all combinations of grommets, single, double, quadruple, big, the IP66 and NEMA 4X* are guaranteed.

The overmolded gasket guarantees faster installation times and the complete V0 self-extinguishing of the system.

Material: PP+GF, halogens and silicones free

Flammability: self-extinguishing acc. to UL94-V0

Temperature: -40°C... +155°C (static)

RELATED PRODUCTS

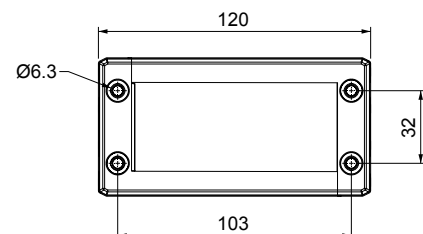
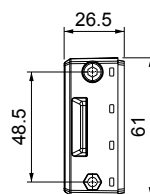
- SPP grommets (from page 46)
- SPG grommets (from page 52)
- DES Cover (page 26)
- DES Flap (page 27)
- HY360 hydraulic punch driver (page 139)
- PF/PFX cable entry system plates (from page 140)
- DES caps (page 61)
- Intumescent gasket (page 127)



* Indoor only

Model	Code	Some possible configurations	Max. cut-out (mm)	Pcs (/pack)
DES 16	1731010016		86 x 39	10
Upon request	1731991020	Set of 4 mounting screws in AISI304 with Black Geomet finishing		

Dimensions (mm)



IP66

NEMA 12, 4X*

UL TYPE 12, 4X



ECOLAB

UL94-V0



RoHS COMPLIANT

IK10





DES 10



Splittable frame for cables with and without connectors

FEATURES

- Multiple configurations in the same frame
- Frame screws in AISI304 Stainless Steel
- IP66 and NEMA 4X* certified with all configurations of grommets
- Strain relief according to EN 62444
- Sturdy construction IK10
- Overmolded gasket acc. to UL94-V0
- ATEX version on request (Group 7)
- Threaded inserts version on request



The DES 10 cable entry system consists of a splittable frame designed to accommodate small (SPP), multiple (X) or large (SPG) grommets for cables with and without connectors. The grommets can be freely positioned into the frame.

With all combinations of grommets, single, double, quadruple, big, the IP66 and NEMA 4X* are guaranteed.

The overmolded gasket guarantees faster installation times and the complete V0 self-extinguishing of the system.

Material: PP+GF, halogens and silicones free

Flammability: self-extinguishing acc. to UL94-V0

Temperature: -40°C... +155°C (static)

Model	Code	Some possible configurations	Max. cut-out (mm)	Pcs (/pack)
DES 10	1731010010		63 x 39	10
Upon request	1731991020	Set of 4 mounting screws in AISI304 with Black Geomet finishing		

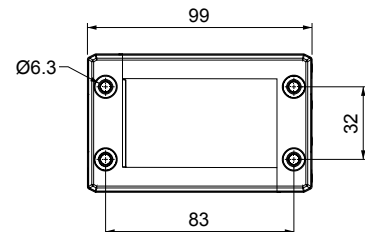
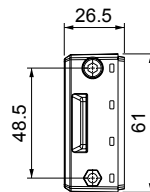
RELATED PRODUCTS

- SPP grommets (from page 46)
- SPG grommets (from page 52)
- DES Cover (page 26)
- DES Flap (page 27)
- HY360 hydraulic punch driver (page 139)
- DES caps (page 61)
- Intumescent gasket (page 127)



* Indoor only

Dimensions (mm)



IP66

NEMA 12, 4X*

UL TYPE 12, 4X



ECOLAB

UL94-V0



RoHS COMPLIANT

IK10






Splittable frame for cables with and without connectors

FEATURES

- For 4 small grommets or 1 big grommet
- Frame screws in AISI304 Stainless Steel
- IP66 and NEMA 4X* certified with all configurations of grommets
- Strain relief according to EN 62444
- Sturdy construction IK10
- Overmolded gasket acc. to UL94-V0
- ATEX version on request (Group 7)
- Threaded inserts version on request



The DES Q cable entry system consists of a splittable frame designed to accommodate small (SPP), multiple (X) or large (SPG) grommets for cables with and without connectors.

With all combinations of grommets, single, double, quadruple, big, the IP66 and NEMA 4X* are guaranteed.

The overmolded gasket guarantees faster installation times and the complete V0 self-extinguishing of the system.

Material: PP+GF, halogens and silicones free

Flammability: self-extinguishing acc. to UL94-V0

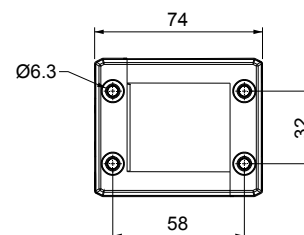
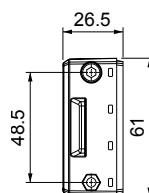
Temperature: -40°C... +155°C (static)

Model	Code	Some possible configurations	Max. cut-out (mm)	Pcs (/pack)
DES Q	1731010008		40 x 39	10
Upon request	1731991020	Set of 4 mounting screws in AISI304 with Black Geomet finishing		

RELATED PRODUCTS

- Gommini SPP (da pag. 46)
- Gommini SPG (da pag. 52)
- DES Cover (pag. 26)
- DES Flap (pag. 27)
- Punzonatrice idraulica HY360 (pag. 139)
- DES caps (pag. 61)
- Guarnizione intumescente (pag. 127)

Dimensions (mm)



* Indoor only



IP66

NEMA 12, 4X*

UL TYPE 12, 4X



ECOLAB

UL94-V0



RoHS COMPLIANT

IK10





DES L1 / L2 / L3



Splittable frame for cables with and without connectors

FEATURES

- For 1, 2 or 3 small SPP grommets
- Frame screws in AISI304 Stainless Steel
- IP66 and NEMA 4X* certified with all configurations of grommets
- Strain relief according to EN 62444
- Sturdy construction IK10
- Overmolded gasket acc. to UL94-V0
- ATEX version on request (Group 7)
- Threaded inserts version on request



The DES L1, L2, L3 cable entry system consists of a splittable frame designed to accommodate small (SPP) grommets for cables with or without connectors. With all combinations of grommets, single, double, quadruple, the IP66 and NEMA 4X* are guaranteed. The overmolded gasket guarantees faster installation times and the complete V0 self-extinguishing of the system.

Material: PP+GF, halogens and silicones free
Flammability: self-extinguishing acc. to UL94-V0
Temperature: -40°C... +155°C (static)

RELATED PRODUCTS

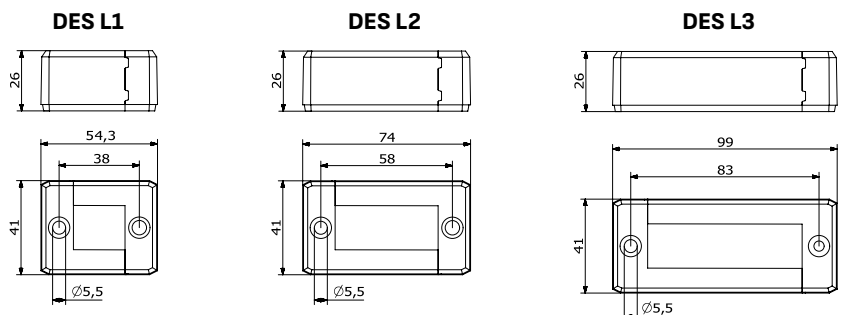
- SPP grommets (from page 46)
- HY360 hydraulic punch driver (page 139)
- DES caps (page 61)

Model	Code	Some possible configurations	Max. cut-out (mm)	Pcs (/pack)
NEW DES L1	1731010001		21 x 18	10
DES L2	1731010002		40 x 18	
DES L3	1731010003		63 x 18	
Upon request	1731991010	Set of 2 mounting screws in AISI304 with Black Geomet finishing		

Dimensions (mm)



* Indoor only



IP66

NEMA 12, 4X*

UL TYPE 12, 4X



ECOLAB



IK10





DES L4/L5



Splittable frame for cables with and without connectors

FEATURES

- For 4 or 5 small SPP grommets
- Frame screws in AISI304 Stainless Steel
- IP66 and NEMA 4X* certified with all configurations of grommets
- Strain relief according to EN 62444
- Sturdy construction IK10
- Overmolded gasket acc. to UL94-V0
- ATEX version on request (Group 7)
- Threaded inserts version on request

The DES L4/L5 cable entry system consists of a splittable frame designed to accommodate small (SPP) grommets for cables with or without connectors.

With all combinations of grommets, single, double, quadruple, the IP66 and NEMA 4X* are guaranteed.

The overmolded gasket guarantees faster installation times and the complete V0 self-extinguishing of the system.

Material: PP+GF, halogens and silicones free

Flammability: self-extinguishing acc. to UL94-V0

Temperature: -40°C... +155°C (static)

RELATED PRODUCTS

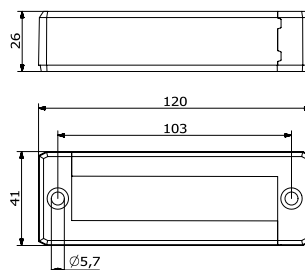
- SPP grommets (from page 46)
- HY360 hydraulic punch driver (page 139)
- DES caps (page 61)



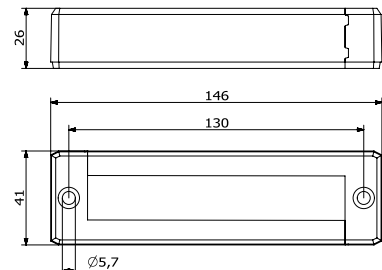
Model	Code	Some possible configurations	Max. cut-out (mm)	Pcs (/pack)
DES L4	1731010004		86 x 18	10
DES L5	1731010005		112 x 18	
Upon request	1731991010	Set of 2 mounting screws in AISI304 with Black Geomet finishing		

Dimensions (mm)

DES L4



DES L5



* Indoor only



IP66

NEMA 12, 4X

UL TYPE 12, 4X



ECOLAB



IK10





DES FT



Splittable frame with threaded inserts

FEATURES

- Flat surface without dirt deposit
- Rear installation with M4 threaded inserts
- IP66 and NEMA 4X* certified with all configurations of grommets
- Strain relief according to EN 62444
- Sturdy construction IK10
- Overmolded gasket acc. to UL94-V0

The DES FT splittable frames are equipped with threaded inserts and with front taps which allow the installation on the rear part of the panel and keep the front part clean avoiding dirt accumulation.

All the other technical data of the DES FT frames are exactly the same of DES Series.

Material: PP+GF, halogens and silicones free

Flammability: self-extinguishing acc. to UL94-V0

Temperature: -40°C... +155°C (static)

RELATED PRODUCTS

- SPP grommets (from page 46)
- SPG grommets (from page 52)
- DES Cover (page 26)
- DES Flap (page 27)
- HY360 hydraulic punch driver (page 139)
- PF/PFX cable entry system plates (from page 140)
- DES caps (page 61)



M4 threaded inserts



Model	Code	Some possible configurations	Max. cut-out (mm)	Pcs (/pack)
DES L1 FT	1731410001		21 x 18	10
DES L2 FT	1731410002		40 x 18	
DES L3 FT	1731410003		63 x 18	
DES L4 FT	1731410004		86 x 18	
DES L5 FT	1731410005		112 x 18	
DES Q FT	1731410008		40 x 39	
DES 10 FT	1731410010		63 x 39	
DES 16 FT	1731410016		86 x 39	
DES 24 FT	1731410024		112 x 39	

* Indoor only



IP66

NEMA 12, 4X

UL TYPE 12, 4X



ECOLAB



IK10





DES 24/90



Splittable frame for cables with and without connectors

FEATURES

- 90° cable entry
- Multiple configurations in the same frame
- Frame screws in AISI304 Stainless Steel
- IP54
- Strain relief according to EN 62444
- Sturdy construction IK10

The 90° cable entry system DES24-90 is used when the machinery construction does not allow the straight cables entrance, or when a nice design is requested. This cable entry system is suitable for both cables with or without connectors and corrugated conduits, or a mix of them. The grommets can be freely accommodated into the frame.


Material: PP+GF, halogens and silicones free

Flammability: self-extinguishing acc. to UL94-V0

Temperature: -40°C... +155°C (static)

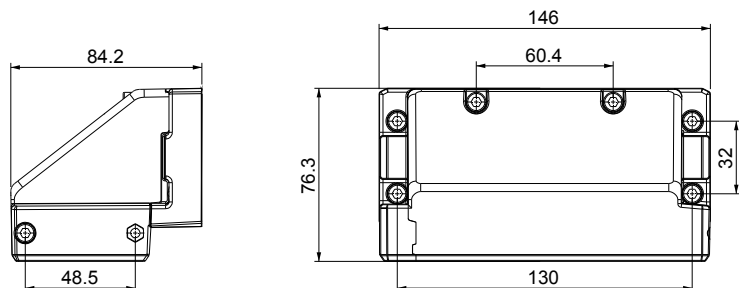
RELATED PRODUCTS

- SPP grommets (from page 46)
- SPG grommets (from page 52)
- DES Cover (page 26)
- HY360 hydraulic punch driver (page 139)



Model	Code	Some possible configurations	Max. cut-out (mm)	Pcs (/pack)
DES 24-90	1731010124		112 x 39	10

Dimensions (mm)



IP54

NEMA 12

UL TYPE 12



ECOLAB



IK10



DES 24M



Splittable frame for cables with and without connectors

FEATURES

- Multiple configurations with small and big grommets
- Frame screws in AISI304 Stainless Steel
- External gasket included
- Strain relief according to EN 62444
- Sturdy construction IK10
- IP54

The DES 24M splittable frame allows up to 40 cables with or without connector or one or two cables up to 35mm diameter to pass through electric cabinet or machines panels.

The small and big grommets can be freely positioned inside the frame.

The DES 24M frame is the base structure for the expandable MX version.


Material: PP+GF, halogens and silicones free

Flammability: self-extinguishing acc. to UL94-V0

Temperature: -40°C... +155°C (static)

RELATED PRODUCTS

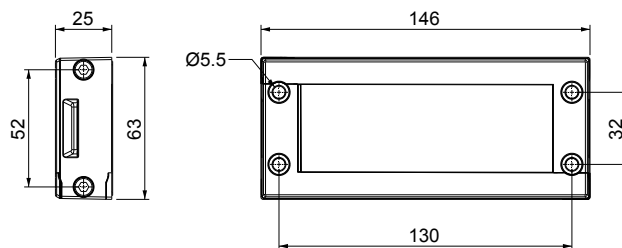
- SPP grommets (from page 46)
- SPG grommets (from page 52)
- DES Cover (page 26)
- HY360 hydraulic punch driver (page 139)
- PF/PFX cable entry system plates (from page 140)
- DES caps (page 61)



Model	Code	Some possible configurations	Max. cut-out (mm)	Pcs (/pack)
DES 24M	1731010224		114 x 40	10
Upon request	1731991020	Set of 4 mounting screws in AISI304 with Black Geomet finishing		

Dimensions (mm)

Tutorial



IP54

NEMA 12



ECOLAB



IK10



DES 24MX15



Splittable frame for cables with and without connectors

FEATURES

- Multiple configurations in the same frame
- Frame screws in AISI304 Stainless Steel
- IP54
- Strain relief acc. to EN 62444
- Sturdy construction IK10
- External gasket included


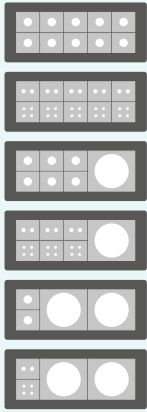


The DES 24MX15 splittable frame allow up to 60 cables with or without connector or one or two cables up to 35mm diameter to pass through electric cabinet or machines walls. The small and big grommets can be freely positioned inside the frame. The DES 24MX15 is tightened thanks to three stainless steel screws on the right side.

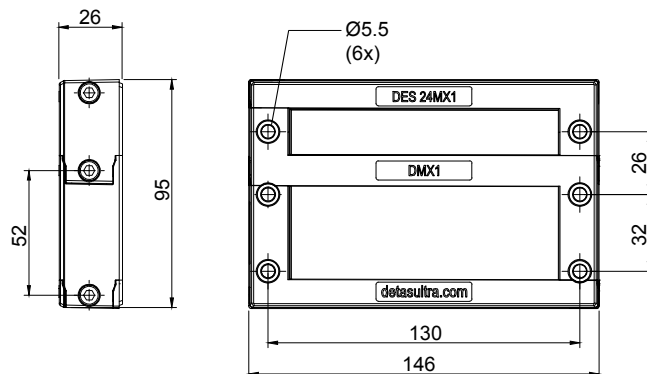
Material: PP+GF, halogens and silicones free
Flammability: self-extinguishing acc. to UL94-V0
Temperature: -40°C... +155°C (static)

RELATED PRODUCTS

- SPP grommets (from page 46)
- SPG grommets (from page 52)

Model	Code	Some possible configurations	Dimensions (mm)	Max. cut-out (mm)	Pcs (/pack)
 DES 24MX15	1731010215		146 x 95,4	114 X 70	1
Upon request	1731991020	Set of 4 mounting screws in AISI304 with Black Geomet finishing			

Dimensions (mm)



IP54

NEMA 12



ECOLAB



IK10




DES 24MX



Modular frames for cables with and without connectors

FEATURES

- Modular solution
- Multiple configurations with small and big grommets
- Frame screws in AISI304 Stainless Steel
- IP54
- Strain relief according to EN 62444
- Sturdy construction IK10
- External gasket included



The DES 24MX splittable frames family is a modular solution for installations where a big quantity of cables need to be routed through electrical cabinets walls or panels. This solution is not only modular but it is also a general result that can be adopted as main cables entrance. Both cables with or without connector can be routed (40 for each module) and future updates can easily be organized in the cheapest and fastest way.




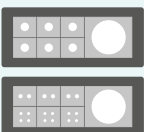

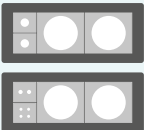
Material: PP+GF, halogens and silicones free

Flammability: self-extinguishing acc. UL94-V0

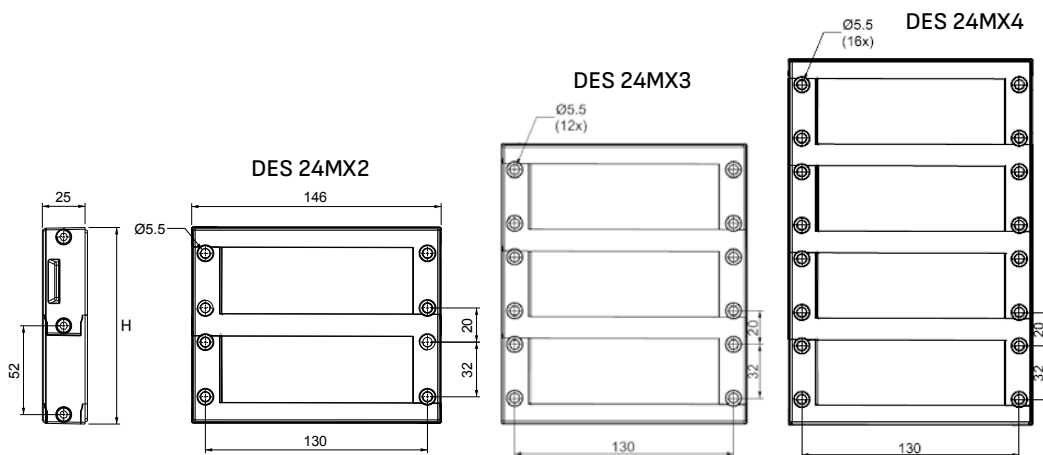
Temperature: -40°C... +155°C (static)

RELATED PRODUCTS

- SPP grommets (from page 46)
- SPG grommets (from page 52)
- DES caps (page 61)

Model	Code	Some possible configurations	Dimensions (mm)	Max. cut-out (mm)	Pcs (/pack)
 DES 24MX2	1731010252		146 x 115	114 x 92	1
 DES 24MX3	1731010253		146 x 166	114 x 144	
 DES 24MX4	1731010254		146 x 218	114 x 196	
Other models upon request					
Upon request	1731991020	Set of 4 mounting screws in AISI304 with Black Geomet finishing			

Dimensions (mm)



Tutorial



IP54

NEMA 12



ECOLAB



IK10



DES 16M



Splittable frame for cables with and without connectors

FEATURES

- Multiple configurations with small and big grommets
- Frame screws in AISI304 Stainless Steel
- External gasket included
- Strain relief according to EN 62444
- Sturdy construction IK10
- IP54

The DES 16M splittable frame allow up to 32 cables with or without connector or one or two cables up to 35mm diameter to pass through electric cabinet or machines panels. The small and big grommets can be freely positioned inside the frame.

The DES 16M frame is the base structure for the expandable MX version.

Material: PP+GF, halogens and silicones free

Flammability: self-extinguishing acc. to UL94-V0

Temperature: -40°C... +155°C (static)

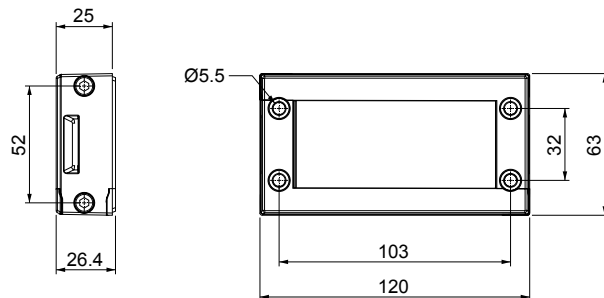
RELATED PRODUCTS

- SPP grommets (from page 46)
- SPG grommets (from page 52)
- DES Cover (page 26)
- HY360 hydraulic punch driver (page 139)
- DES caps (page 61)



Model	Code	Some possible configurations	Max. cut-out (mm)	Pcs (/pack)
DES 16M	1731010216		86 x 40	10
Upon request	1731991020	Set of 4 mounting screws in AISI304 with Black Geomet finishing		

Dimensions (mm)



IP54

NEMA 12



ECOLAB



IK10



DES 16MX



Modular frames for cables with and without connectors

FEATURES

- Modular solution
- Multiple configurations with small and big grommets
- Frame screws in AISI304 Stainless Steel
- IP54
- Strain relief according to EN 62444
- Sturdy construction IK10
- External gasket included

The DES 16MX splittable frames family is a modular solution for installations where a big quantity of cables need to be routed through electrical cabinets walls or panels. This solution is not only modular but it is also a general result that can be adopted as main cables entrance. Both cables with or without connector can be routed (32 for each module) and future updates can easily be organized in the cheapest and fastest way.

Material: PP+GF, halogens and silicones free


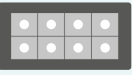

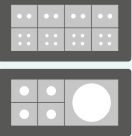

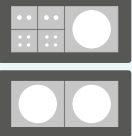
Flammability: self-extinguishing acc. to UL94-V0

Temperature: -40°C... +155°C (static)

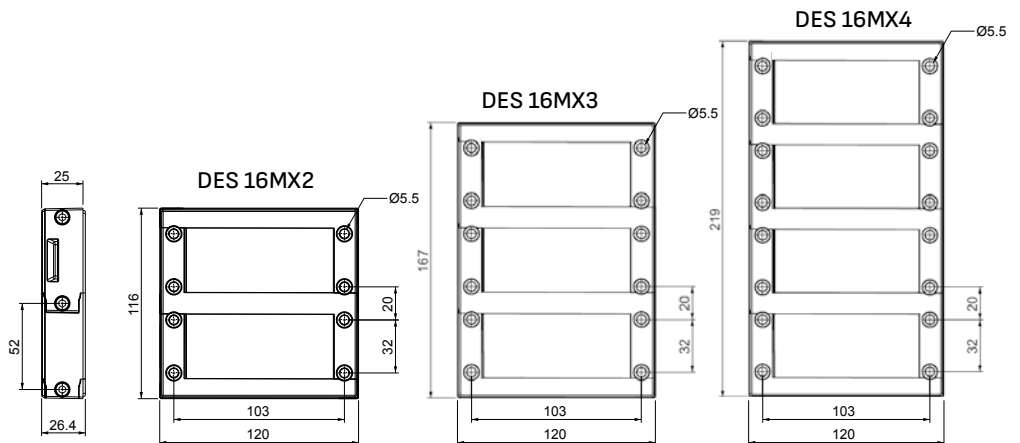
RELATED PRODUCTS

- SPP grommets (from page 46)
- SPG grommets (from page 52)
- DES caps (page 61)



Model	Code	Some possible configurations	Dimensions (mm)	Max. cut-out (mm)	Pcs (/pack)
 DES 16MX2	1731010262		120 x 115	86 x 92	1
 DES 16MX3	1731010263		120 x 167	86 x 144	
 DES 16MX4	1731010264		120 x 219	86 x 196	
Other models upon request					
Upon request	1731991020	Set of 4 mounting screws in AISI304 with Black Geomet finishing			

Dimensions (mm)



IP54

NEMA 12



ECOLAB



IK10



DES 24 CLICK



Splittable frame for cables with and without connectors

FEATURES

- For small and big grommets
- Without screws, snap closing
- Strain relief according to EN 62444
- Compact size
- IP54
- External gasket acc. to UL94-V0 included
- UL94-V0 for both grey and black grommets



The DES 24 CLICK splittable frame allows to accommodate up to 40 cables with or without connectors with diameters from 2 to 31 mm.

The frame is firmly closed with two side hooks. The frame accepts 10 small grommets or 1 big grommet and 6 small grommets.

Material: PC+GF, halogens and silicones free

Flammability: self-extinguishing acc. to UL94-V0

Temperature: -40°C... +155°C (static)

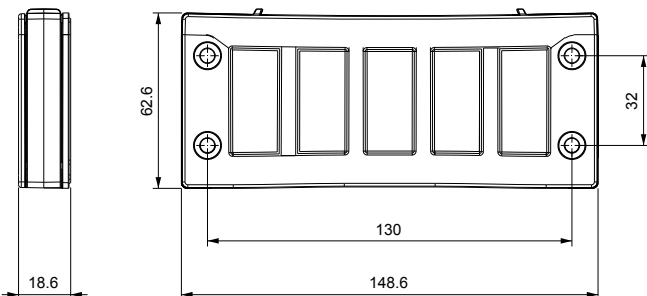
RELATED PRODUCTS

- SPC grommets (from page 41)
- SPL grommets (from pages 44)
- HY360 hydraulic punch driver (page 139)
- PF/PFX cable entry system plates (from page 140)

Model	Code	Some possible configurations	Max. cut-out (mm)	Pcs (/pack)
DES 24 CLICK	1731010324		112 x 36	10
DES 24/2 CLICK	1731010326			
Upon request	1731991020	Set of 4 mounting screws in AISI304 with Black Geomet finishing		

NEW

Dimensions (mm)



Tutorial



DES 24/2 CLICK



IP54

NEMA 12

ECOLAB

UL94-V0

UV ISO 4892-2A

RoHS COMPLIANT

IK10



DES 16 CLICK



Splittable frame for cables with and without connectors

FEATURES

- For small and big grommets (same frame)
- Without screws, snap closing
- Strain relief according to EN 62444
- Compact size
- IP54
- External gasket acc. to UL94-V0 included
- UL94-V0 for both grey and black grommets



The DES 16 CLICK splittable frame allows to accommodate up to 32 cables with or without connectors with diameters from 2 to 32 mm.

The frame is firmly closed with two side hooks. The frame accepts 8 small grommets or 1 big grommet and 4 small grommets.

Material: PC+GF, halogens and silicones free

Flammability: self-extinguishing acc. to UL94-V0

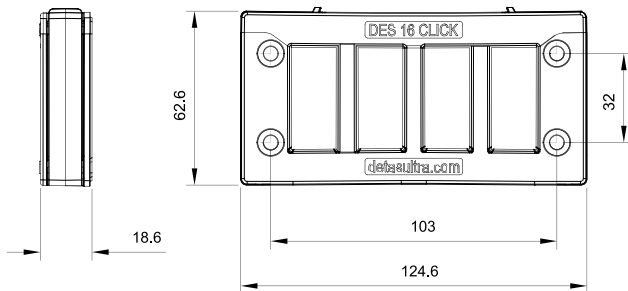
Temperature: -40°C... +155°C (static)

RELATED PRODUCTS

- SPC grommets (from page 41)
- SPL grommets (from pages 44)
- HY360 hydraulic punch driver (page 139)
- PF/PFX cable entry system plates (from page 140)

Model	Code	Some possible configurations	Max. cut-out (mm)	Pcs (/pack)
DES 16 CLICK	1731010316		86 x 36	10
NEW DES 16/2 CLICK	1731010317			
Upon request	1731991020	Set of 4 mounting screws in AISI304 with Black Geomet finishing		

Dimensions (mm)



Tutorial



DES 16/2 CLICK



IP54

NEMA 12

ECOLAB

UL94-V0

UV ISO 4892-2A

RoHS COMPLIANT

IK10



DES 10 CLICK



Splittable frame for cables with and without connectors

FEATURES

- For small and big grommets (same frame)
- Without screws, snap closing
- Strain relief according to EN 62444
- Compact size
- IP54
- External gasket acc. to UL94-V0 included
- UL94-V0 for both grey and black grommets



The DES 10 CLICK splittable frame allows to accommodate up to 24 cables with or without connectors with diameters from 2 to 32 mm.

The frame is firmly closed with two side hooks.

The frame accepts 6 small grommets or 1 big grommet and 2 small grommets.

Material: PC+GF, halogens and silicones free

Flammability: self-extinguishing acc. to UL94-V0

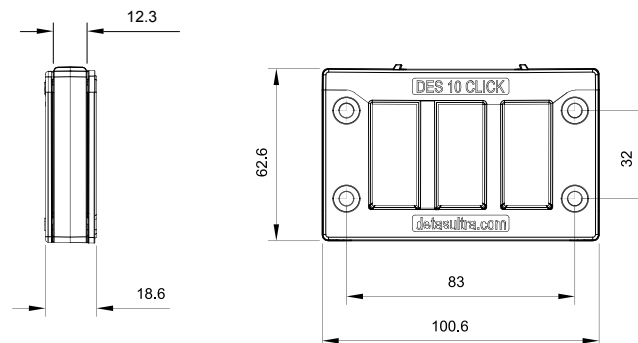
Temperature: -40°C... +155°C (static)

RELATED PRODUCTS

- SPC grommets (from page 41)
- SPL grommets (from pages 44)
- HY360 hydraulic punch driver (page 139)
- PF/PFX cable entry system plates (from page 140)

Model	Code	Some possible configurations	Max. cut-out (mm)	Pcs (/pack)
DES 10 CLICK	1731010310		63 x 36	10
Upon request	1731991020	Set of 4 mounting screws in AISI304 with Black Geomet finishing		

Dimensions (mm)



Tutorial



IP54

NEMA 12

ECOLAB

UL94-V0

UV ISO 4892-2A

RoHS COMPLIANT

IK10



DES Q CLICK



Splittable frame for cables with and without connectors

FEATURES

- For small and big grommets (same frame)
- Without screws, snap closing
- Strain relief according to EN 62444
- Compact size
- IP54
- External gasket acc. to UL94-V0 included
- UL94-V0 for both grey and black grommets



The DES Q CLICK splittable frame allows to accommodate up to 16 cables with or without connectors with diameters from 2 to 32 mm.

The frame is firmly closed with two side hooks. The same frame accepts 4 small grommets or 1 big grommet .

Material: PC+GF, halogens and silicones free

Flammability: self-extinguishing acc. to UL94-V0

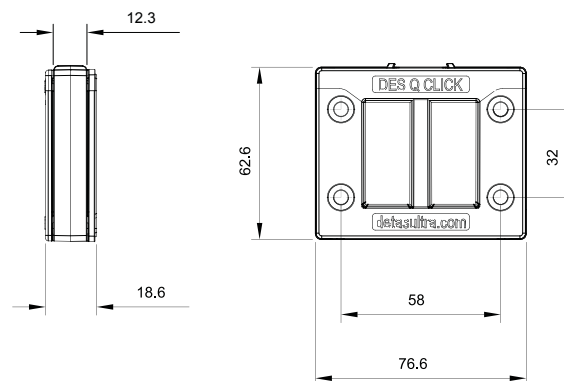
Temperature: -40°C... +155°C (static)

RELATED PRODUCTS

- SPC grommets (from page 41)
- SPL grommets (from pages 44)
- HY360 hydraulic punch driver (page 139)
- PF/PFX cable entry system plates (from page 140)

Model	Code	Some possible configurations	Max. cut-out (mm)	Pcs (/pack)
DES Q CLICK	1731010308		40 x 36	10
Upon request	1731991020	Set of 4 mounting screws in AISI304 with Black Geomet finishing		

Dimensions (mm)



Tutorial



IP54

NEMA 12



UL94-V0



IK10



DES 380M



Modular frames for big diameter cables or corrugates tubes

FEATURES

- Fast and easy fixing of big diameter cables and corrugated pipes
- Diameters from 36 to 65 mm
- Free installation on 4 sides
- IP54
- Sturdy construction IK10
- No need of gasket
- AISI 304 screws

The DES 380 splittable frame family includes the DES 380M and MX and is a modular solution for big size cables and corrugated pipes installations on electrical cabinets or machinery.


The system allows cable or corrugated pipes with diameter from 36 to 66 mm diameter to be secured in the cabinet entrance with fast and strain relief fixing.


The DES 380M is the base product for increasing the number of cables thanks to the modular capabilities of the 380 MX system.

Material: PP+GF, halogens and silicones free

Flammability: self-extinguishing acc. to UL94-V0


Temperature: -40°C... +155°C (static)



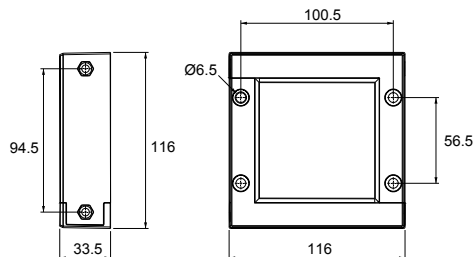
Model	Code	Dimensions L x H (mm)	Max. cut-out (mm)	Pcs (/pack)
 DES 380M	1731010270	116 x 116	72 x 72	10

RELATED PRODUCTS

- SPH grommets (page 60)
- PF/PFX cable entry system plates (from page 140)



Dimensions (mm)



Tutorial



IP54

NEMA 12

ECOLAB



RoHS COMPLIANT

IK10



DES 380MX



Modular frames for big diameter cables or corrugates tubes

FEATURES

- Fast and easy fixing of big diameter cables and corrugated pipes
- Modular system
- Diameters from 36 to 65 mm
- Horizontal or vertical installation
- IP54
- No need of gasket
- AISI 304 screws

The splittable DES 380MX frames are used for routing big diameter cables and corrugated pipes through electric, machinery or main cabinets.

The solution is modular meaning that the customer can buy the 4 frames solution for using them for 4 or less cables. Then he can add an accessory and increase easily the number of cables limitless.


Material: PP+GF, halogens and silicones free




Flammability: self-extinguishing acc. to UL94-V0

Temperature: -40°C... +155°C (static)

RELATED PRODUCTS

- SPH grommets (page 60)
- PF/PFX cable entry system plates (from page 140)

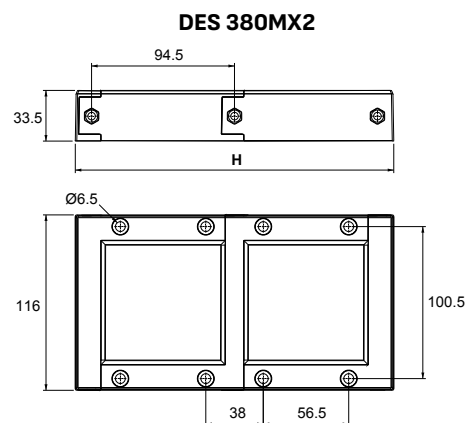


Model	Code	Dimensions L x H (mm)	Max. cut-out (mm)	Pcs (/pack)
DES 380MX2 	1731010272	116 x 116	166,5 x 72	
DES 380MX3 	1731010273	305 x 116	261 x 72	1
DES 380MX4 	1731010274	399,5 x 116	355,5 x 72	

Other models upon request



Dimensions (mm)



Tutorial



IP54

NEMA 12

ECOLAB



RoHS COMPLIANT

IK10



DES COVER



Sealing plates for DES series



FEATURES

- Fast installation
- Gasket acc. to UL94-V0 included
- Same holes position of the DES Systems
- IP66

The DES COVER plates allow to protect the unused gaps in the cabinet, avoiding contact with the outer environment.

Material: PP+GF, halogens and silicones free

Flammability: self-extinguishing acc. to UL94-V0

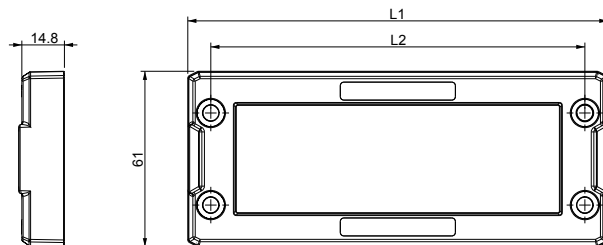
Temperature: -40°C... +155°C (static)

RELATED PRODUCTS

- DES 24
- DES 16
- DES 10
- DES Q

Model	Code	Dimensions (mm)		Pcs (/pack)
		L1	L2	
DES COVER 24	1731032024	146	130	10
DES COVER 16	1731032016	120	103	
DES COVER 10	1731032010	99	83	
DES COVER Q	1731032008	74	58	
Upon request	1731991020	Set of 4 mounting screws in AISI304 with Black Geomet finishing		

Dimensions (mm)



IP66

NEMA 12

ECOLAB

UL94-V0

UV ISO 4892-2A

RoHS COMPLIANT



DES FLAP



Fast fixing solution for DES splittable frames



FEATURES

- Snap fixing for the DES Series
- Gasket included
- Same holes position of the DES Systems
- IP54

The DES FLAP solution enables the DES 24, 16, 10 and Q frames to be installed with a quick snap-in connection.

The FLAP frame, once installed, hooks over the split frame and is the best solution for a flexible installation. Enclosures can be later inspected quickly and easily be dismantled.

Material: PP+GF, halogens and silicones free

Flammability: self-extinguishing acc. to UL94-V0

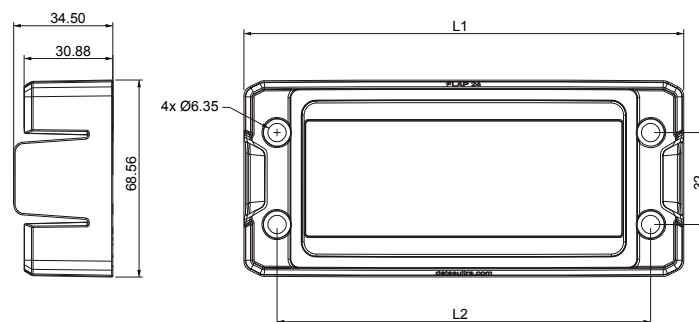
Temperature: -40°C... +155°C (static)

RELATED PRODUCTS

- DES 24
- DES 16
- DES 10
- DES Q
- DES Cover (page 26)
- PF cable entry system plates (page 140)

Model	Code	Dimensions (mm)		Max. cut-out (mm)	Pcs (/pack)
		L1	L2		
DES FLAP 24	1731031024	153	130	112 x 39	10
DES FLAP 16	1731031016	127	103	86 x 39	
DES FLAP 10	1731031010	106	83	63 x 39	
DES FLAP Q	1731031008	81	58	40 x 39	

Dimensions (mm)



Tutorial



IP54

NEMA 12

UL TYPE 12



ECOLAB

UL94-V0



RoHS COMPLIANT



DES FLAP CLICK



Fast fixing solution for DES CLICK splittable frames



FEATURES

- Snap fixing for the DES CLICK Series
- Gasket acc. to UL94-V0 included
- Same holes position of the DES Systems
- IP54

The DES FLAP CLICK solution enables the DES 24, 16, 10 Q CLICK frames to be installed with a quick snap-in connection. The FLAP CLICK frame, once installed, hooks over the split frame and is the best solution for a flexible installation. Enclosures can be inspected quickly and easily.

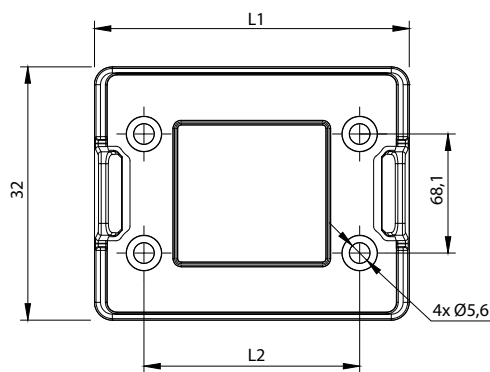
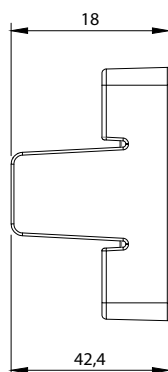
Material: PC+GF, halogens and silicones free
Flammability: self-extinguishing acc. to UL94-V0
Temperature: -40°C... +155°C (static)

Model	Code	Dimensions (mm)		Max. cut-out (mm)	Pcs (/pack)
		L1	L2		
DES FLAP 24 CLICK	1731010424	156,6	68,1	112 x 39	10
DES FLAP 16 CLICK	1731010416	132,6	68,1	86 x 39	
DES FLAP 10 CLICK	1731010410	109	68,1	63 x 39	
DES FLAP Q CLICK	1731010408	84,6	68,1	40 x 39	

RELATED PRODUCTS

- DES 24 CLICK
- DES 16 CLICK
- DES 10 CLICK
- DES Q CLICK

Dimensions (mm)



IP54

NEMA 12

UL TYPE 12



UL94-V0



DIVISIBLE CABLE GLANDS

OSF

- Snap mounting, no screws
- Versions with or without locknuts, with 90° cable entry
- M16, M20, M25, M32, M40, M50 and M63
- IP54
- For SPC & SPL grommets



DESCCLICK

- Snap mounting, no screws
- With Locknut
- M20, M25, M32, M32, M50
- IP54
- For SPP & SPG grommets



DESPRED

- AISI316L screws
- With Locknut
- Up to 16 Cables
- M25 / M32 / M63
- IP66
- For SPP/SPG grommets





Divisible cable glands with locknut

FEATURES

- Metric sizes
- Without screws
- IP54
- Locknut and gasket included
- Available colors: grey and black

OSF is a divisible cable gland with metric thread especially designed for cables with connectors.

The compact size and nice design are just a few of the countless advantages of the OSF Family.

OSF can be equipped with SPC grommets with single or multiple holes for both black and grey UL94V0 colors.


Material: PC, halogens and silicones free

Flammability: self-extinguishing acc. to UL94-V0

Temperature: -40°C... +130°C (static)

RELATED PRODUCTS

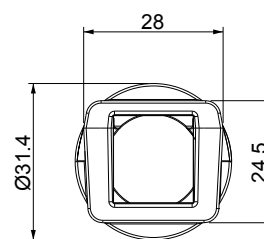
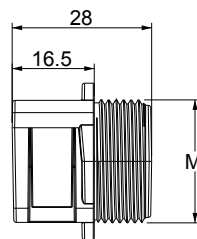
- Divisible locknuts (page 39-40)
- SPC grommets (from page 41)
- OSF EMC (page 129)
- HY360 hydraulic punch driver (page 139)



Model	Code	Max. grommet sizes			Max. cut-out (Ø mm)	Pcs (/pack)
		L1	L2	L3		
		● ●	● ● ●	● ● ● ●		
OSF 16G	1731052316	SPC 10	SPC 2x4	SPC 4x4	16,5	10
OSF 20G	1731052320	SPC 14	SPC 2x5	SPC 4x5	20,5	
OSF 25G	1731052325	SPC 14	SPC 2x7	SPC 4x6	25,5	
OSF 32G	1731052332	SPC 14	SPC 2x7	SPC 4x6	32,5	
OSF 16B	1731052416	SPC 10	SPC 2x4	SPC 4x4	16,5	
OSF 20B	1731052420	SPC 14	SPC 2x5	SPC 4x5	20,5	
OSF 25B	1731052425	SPC 14	SPC 2x7	SPC 4x6	25,5	
OSF 32B	1731052432	SPC 14	SPC 2x7	SPC 4x6	32,5	



Dimensions (mm)



Tutorial



IP54

NEMA 12



IK10



OSF 40



Divisible cable gland with locknut

FEATURES

- M40 metric size
- Without screws
- IP54
- Locknut and gasket included
- Available colors: grey and black

OSF 40 is a divisible cable gland with metric thread especially designed for cables with connectors.

Is it possible to route up to 8 cables with connectors.

OSF 40 can be equipped with SPC grommets with single or multiple holes for both black and grey UL94V0 colors.



Material: PC, halogens and silicones free

Flammability: self-extinguishing acc. to UL94-V0

Temperature: -40°C... +130°C (static)

RELATED PRODUCTS

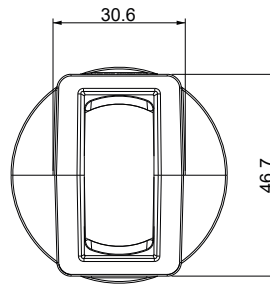
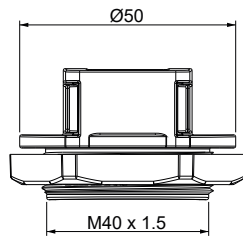
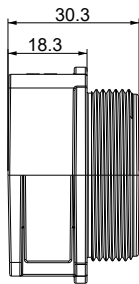
- SPC grommets (from page 41)
- HY360 hydraulic punch driver (page 139)
- Divisible locknuts (page 39-40)

Model	Code	Max. grommet sizes			Max. cut-out (mm)	Pcs (/pack)
		L1	L2	L3		
OSF40G	1731052340				40,5	10
OSF40B	1731052440	SPC 14	SPC 2x7	SPC 4x6		

Some possible configurations



Dimensions (mm)



Tutorial



IP54

NEMA 12



IK10



OSF 50/63



Divisible cable gland with locknut

FEATURES

- M50 and M63 metric size
- Without screws
- IP54
- Locknut and gasket included
- Suitable for small or big grommets
- Available colors: grey and black

OSF50 and OSF63 are divisible cable glands with metric thread especially designed for cables with connectors.

Is it possible to route up to 16 cables with connectors.

OSF50 and OSF63 can be equipped in the same frame with SPC grommets with single or multiple holes from 2 to 14 mm diameter or with SPL grommets from 12 to 29 mm diameter. Both black and grey frame and grommets comply with UL94V0.

Material: PC, halogens and silicones free









Flammability: self-extinguishing acc. to UL94-V0

Temperature: -40°C... +130°C (static)

RELATED PRODUCTS

- SPC grommets (from page 41)
- SPL grommets (from page 44)
- HY360 hydraulic punch driver (page 139)
- Divisible locknuts (page 39-40)

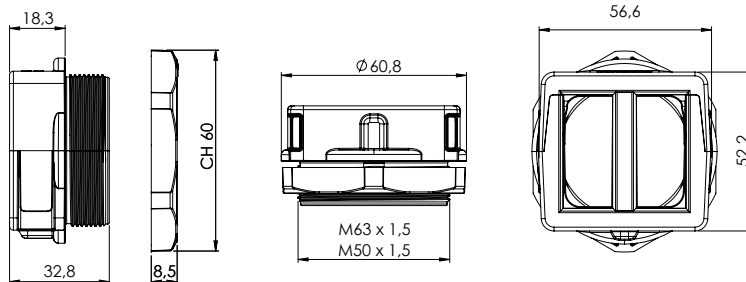


Model	Code	Max. grommet sizes				Max. cut-out (mm)	Pcs (/pack)
 OSF50G	1731052350					50,5	10
 OSF50B	1731052450						
 OSF63G	1731052363	SPC 14	SPC 2 x 6	SPC 4 x 6	SPL 29		
 OSF63B	1731052460						

Some possible configurations



Dimensions (mm)



Tutorial



IP54

NEMA 12



IK10



OSF90



Divisible cable glands with 90° entry

FEATURES

- 90° cable entry system
- Without screws
- IP54
- Locknut included
- Available colors: grey and black


OSF90 is a 90° divisible cable gland with metric thread especially designed for cables with connectors. The 90° entry systems nice looking gives more "design" to the machine or cabinet.

The compact size and nice design are only few advantages of the OSF Family. OSF 90 can be equipped with SPC grommets with single or multiple holes for both black and grey UL94V0 colors.

Material: PC, halogens and silicones free
Flammability: self-extinguishing acc. to UL94-V0
Temperature: -40°C... +130°C (static)

RELATED PRODUCTS

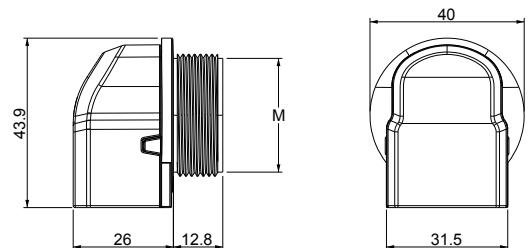
- SPC grommets (from page 41)
- Divisible locknuts (page 37-38)
- OSF EMC (pag. 120)
- HY360 hydraulic punch driver (page 130)



Model	Code	Max. grommet sizes			Max. cut-out (Ø mm)	Pcs (/pack)
		L1	L2	L3		
		● ●	● ●	● ●		
OSF90 16G	1731052916	SPC 10	SPC 2x4	SPC 4x4	16,5	10
OSF90 20G	1731052920	SPC 10	SPC 2x5	SPC 4x5	20,5	
OSF90 25G	1731052925	SPC 10	SPC 2x7	SPC 4x6	25,5	
OSF90 32G	1731052932	SPC 10	SPC 2x7	SPC 4x6	32,5	
OSF90 16B	1731052917	SPC 10	SPC 2x4	SPC 4x4	16,5	
OSF90 20B	1731052921	SPC 10	SPC 2x5	SPC 4x5	20,5	
OSF90 25B	1731052926	SPC 10	SPC 2x7	SPC 4x6	25,5	
OSF90 32B	1731052933	SPC 10	SPC 2x7	SPC 4x6	32,5	

Dimensions (mm)

Cable bend radius max. 10 mm



IP54

NEMA 12



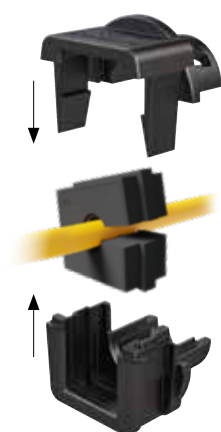

IK10



OSF ZIP



Divisible cable glands with snap mounting



FEATURES

- Without screws
- Snap mounting without locknut
- Wall thickness from 1,2 to 2 mm
- Gasket included
- IP54
- Grey or black version

OSF ZIP is a divisible cable gland for metric holes especially designed for cables with connectors. The installation can be made only from the front since no locknut is required.

OSF ZIP can be equipped with SPC grommets with single, double or quadruple holes from 2 to 14 mm diameter.

Material: PC, halogens and silicones free

Flammability: self-extinguishing acc. to UL94-V0

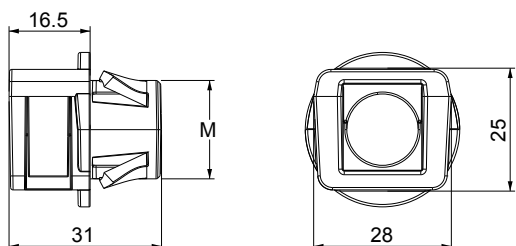
Temperature: -40°C... +130°C (static)

RELATED PRODUCTS

- SPC grommets (from page 41)
- HY360 hydraulic punch driver (page 139)

Model	Code	Max. grommet sizes			Max. cut-out (Ø mm)	Pcs (/pack)
		L1	L2	L3		
		● ●	● ●	● ●		
OSF ZIP 16G	1731052716	SPC 10	SPC 2x4	SPC 4x4	16,5	10
OSF ZIP 20G	1731052720	SPC 14	SPC 2x5	SPC 4x5	20,5	
OSF ZIP 25G	1731052725	SPC 14	SPC 2x7	SPC 4x6	25,5	
OSF ZIP 32G	1731052732	SPC 14	SPC 2x7	SPC 4x6	32,5	
OSF ZIP 16B	1731052816	SPC 10	SPC 2x4	SPC 4x4	16,5	
OSF ZIP 20B	1731052820	SPC 14	SPC 2x5	SPC 4x5	20,5	
OSF ZIP 25B	1731052825	SPC 14	SPC 2x7	SPC 4x6	25,5	
OSF ZIP 32B	1731052832	SPC 14	SPC 2x7	SPC 4x6	32,5	

Dimensions (mm)



Tutorial



Disassembly bracket

Model	Code
OSF ZH16	1731052850
OSF ZH20	1731052851
OSF ZH25	1731052852
OSF ZH32	1731052853



IP54

NEMA 12



IK10



DESCCLICK



Divisible cable glands with locknut

FEATURES


- Without screws
- Metric sizes: M20, M25 and M32
- Strain relief according to EN 62444
- Sturdy construction IK10
- IP54
- Locknut and gasket included
- Grey or black version

DESCCLICK is a metric, divisible cable gland for cables with and without connectors. DESCCLICK works with single and multiple cable grommets ranging from 2 to 16 mm diameter.

Material: PC, halogens and silicones free
Flammability: self-extinguishing acc. to UL94-V0
Temperature: -40°C... +130°C (static)


RELATED PRODUCTS

- SPP grommets (from page 46)
- HY360 hydraulic punch driver (page 139)
- Divisible locknuts (page 39-40)

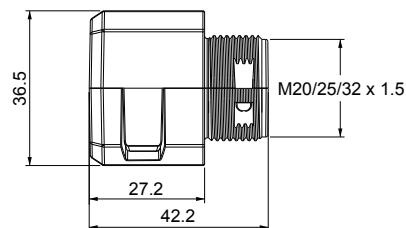


Model	Code	Max. grommet sizes			Max. cut-out (Ø mm)	Pcs (/pack)
		L1	L2	L3		

		● ●	● ● ● ●	● ● ● ● ● ●		
DESCCLICK 20B	1731051020	SPP 12	SPP 2x5	SPP 4x2	20,5	10
DESCCLICK 25B	1731051025	SPP 16	SPP 2x6	SPP 4x4	25,5	
DESCCLICK 32B	1731051032	SPP 16	SPP 2x7	SPP 4x6	32,5	
DESCCLICK 20G	1731051320	SPP 12	SPP 2x5	SPP 4x2	20,5	
DESCCLICK 25G	1731051325	SPP 16	SPP 2x6	SPP 4x4	25,5	
DESCCLICK 32G	1731051332	SPP 16	SPP 2x7	SPP 4x6	32,5	



Dimensions (mm)



Tutorial



IP54

NEMA 12

UL TYPE 12



UL94-V0



RoHS COMPLIANT

IK10

1



DESCCLICK 50



Divisible cable glands with locknut

FEATURES

- Without screws
- Strain relief according to EN 62444
- M50 metric size
- Sturdy construction IK10
- IP54

DESCCLICK 50 is a divisible cable gland with M50 thread. It includes the M50 nut. DESCCLICK 50 can be used for small, multiple, perforable and big grommets for cables with or without connectors.


Material: PC, halogens and silicones free







Flammability: self-extinguishing acc. to UL94-V0

Temperature: -40°C... +130°C (static)

RELATED PRODUCTS

- SPP grommets (from page 46)
- SPG grommets (from page 52)
- HY360 hydraulic punch driver (page 139)
- Divisible locknuts (page 39-40)

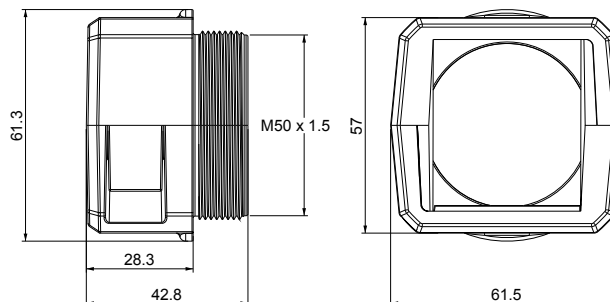


Model	Code	Max. grommet sizes				Max. cut-out (Ø mm)	Pcs (/pack)
 DESCCLICK 50B	1731051050					50,5	10
 DESCCLICK 50G	1731051350	SPP 15	SPP 2 x 6	SPP 4 x 3	SPG 34		

Some possible configurations



Dimensions (mm)



Tutorial



IP54

NEMA 12

UL TYPE 12



UL94-V0



RoHS COMPLIANT

IK10



DESPRED



Divisible cable glands with locknut

FEATURES

- Frame screws in AISI304 Stainless Steel with Black Dacromet finishing
- M25, M32 and M63 metric sizes
- IP66 and Nema 4X* certified
- Strain relief according to EN 62444
- Sturdy construction IK10
- Integrated gasket
- ATEX version on request (Group 7)

The DESPRED series are divisible cable glands with metric thread.

The 63 model can be used with small, multiple and large grommets for cables up to to 34 mm diameter. With multiple grommets it is possible to accommodate up to 16 cables. Future cable size changes can also be easily accommodated using various grommets.


Material: PP+GF, halogens and silicones free

Flammability: self-extinguishing acc. to UL94-V0

Temperature: -40°C... +155°C (static)


RELATED PRODUCTS

- SPP grommets (from page 46)
- SPG grommets (from page 52)
- HY360 hydraulic punch driver (page 139)
- Divisible locknuts (page 39-40)

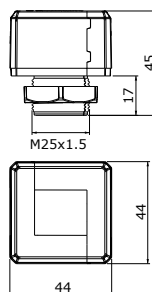


Model	Code	Some possible configurations	Max cut-out (Ø mm)	Pcs (/pack)
DESPRED 25	1731050025		25,5	10
DESPRED 32	1731050032		32,5	
DESPRED 63	1731050063		63,5	

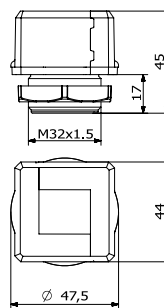
Dimensions (mm)



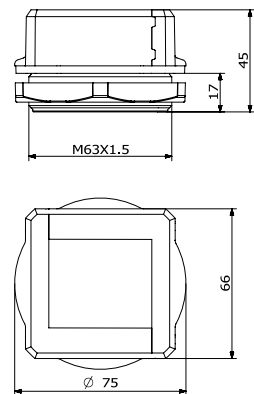
DESPRED 25



DESPRED 32



DESPRED 63



* Indoor only



IP66

NEMA 12, 4X*

UL TYPE 12, 4X



ECOLAB



IK10





DESPRED 50-90



Divisible cable gland with locknut - 90° entry

FEATURES

- Without screws
- Metric size
- Strain relief according to EN 62444
- IP54
- Sturdy construction IK10

DESPRED 50-90 is a M50 metric, divisible cable gland with a 90° entry. It works with small, multiple and large grommets for cables ranging from 2 to 17 mm diameter. The multiple grommets allow to accommodate up to 16 cables. Large grommets are used with corrugated tubes.

Material: PA+PC, halogens and silicones free

Flammability: self-extinguishing acc. to UL94-V0

Temperature: -40°C... +155°C (static)


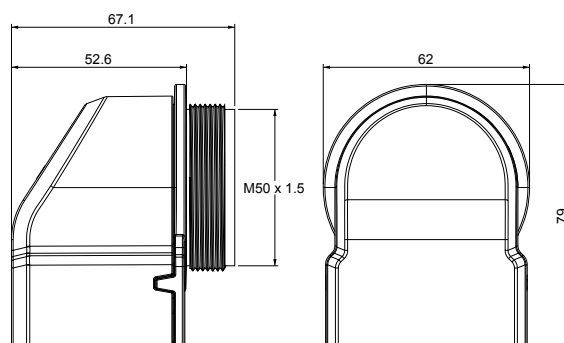
RELATED PRODUCTS

- SPP grommets (from page 46)
- SPG grommets (from page 52)
- HY360 hydraulic punch driver (page 139)



Model	Code	Some possible configurations	Max. cut-out (Ø mm)	Pcs (/pack)
DESPRED 50-90	1731050250		50,5	10

Dimensions (mm)



IP54

NEMA 12

UL TYPE 12



ECOLAB

UL94-V0



IK10



Divisible locknuts M20, M25, M32, M40, M50, M63

FEATURES

- Divisible metric thread locknuts
- UL94-V0
- Black colour
- Recommended tightening torque 7 Nm

The DDMD divisible locknuts allow the pass through of connectors which are dimensionally larger than the conventional locknuts. Six sizes are available, all for metric threads.

Material: PA66, halogens and silicones free

Flammability: self-extinguishing acc. to UL94-V0

Temperature: -40°C... +120°C (static)

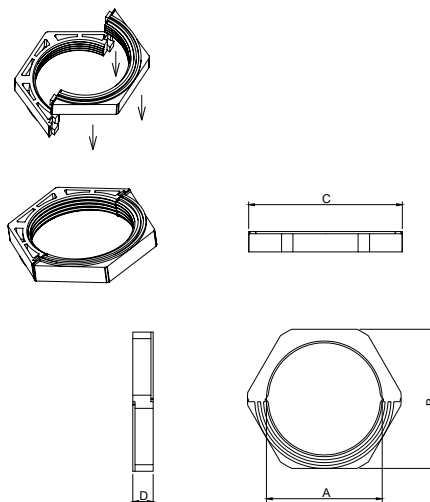


RELATED PRODUCTS

- OSF
- OSF40
- OSF 90
- DESPRED
- DESPRED ZZ
- DESCLICK
- DESCLICK 50
- DESCLICK Z

Model	Code	Thread	Pcs (/pack)
DDMD M20	1731253020	M20	10
DDMD M25	1731253025	M25	
DDMD M32	1731253032	M32	
DDMD M40	1731253040	M40	
DDMD M50	1731253050	M50	
DDMD M63	1731253063	M63	

Dimensions (mm)



IK10



DDM SUB-D9



SUB-D9 locknut

FEATURES

- Divisible metric thread locknuts, suitable to SUB-D9 connector (DVI, Profibus)
- UL94-V0
- Black colour
- Recommended tightening torque 8 Nm

This locknut allows the pass through of SUB-D9 connectors (DVI or PROFIBUS), in the case of using a M32 cable gland, simplify machinery wiring.

Available on demand and suitable to: DESCLICK 32, DESPRED 32, DESPRED ZZ 32, OSF 32.

Material: PA66, halogens and silicones free

Flammability: self-extinguishing acc. to UL94-V0

Temperature: -40°C... +120°C (static)

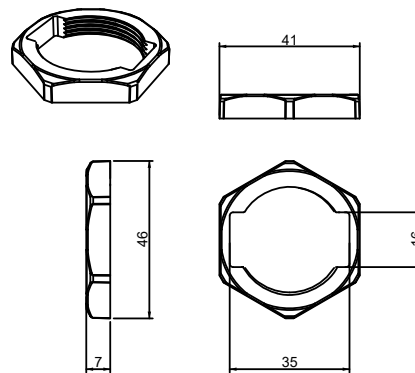


Model	Code	Thread	Pcs (/pack)
DDM SUB-D9	1731052032	Controdado M32 per SUB-D9	10

RELATED PRODUCTS

- OSF
- OSF 90
- DESPRED
- DESPRED ZZ
- DESCLICK
- DESCLICK Z

Dimensions (mm)



IK10



Grommets single, double, quadruple for OSF and DES CLICK Family



FEATURES

- Openable cable grommets for diameters from 2 to 14 mm
- "Blind" version available
- Grey and black versions
- UL94-V0 for both colors

The SPC cable grommets are openable grommets which can be used into the OSF or DES "XX" CLICK series for routing preterminated cables with diameters from 2 to 14 mm.

The 2X and 4X allow multiple cables to be routed into the same cable gland.

Material: TPE, halogens and silicones free

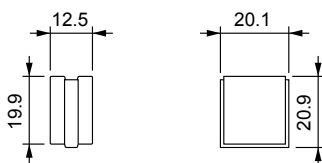
Flammability: self-extinguishing acc. to UL94-V0 (grey or black)

Temperature: -40°C... +110°C (static)

RELATED PRODUCTS

- OSF
- OSF 90
- OSF ZIP
- DES 24 CLICK
- DES 16 CLICK
- DES 10 CLICK
- DES Q CLICK

Dimensions (mm)



Model	Code	Ø Cable (mm)	Model	Code	Pcs (/pack)
-------	------	--------------	-------	------	-------------

◻			◼		
SPC 0G	1731052500	"Blind"	SPC 0B	1731052600	10
SPC 2G	1731052502	2-3	SPC 2B	1731052602	
SPC 3G	1731052503	3-4	SPC 3B	1731052603	
SPC 4G	1731052504	4-5	SPC 4B	1731052604	
SPC 5G	1731052505	5-6	SPC 5B	1731052605	
SPC 6G	1731052506	6-7	SPC 6B	1731052606	
SPC 7G	1731052507	7-8	SPC 7B	1731052607	
SPC 8G	1731052508	8-9	SPC 8B	1731052608	
SPC 9G	1731052509	9-10	SPC 9B	1731052609	
SPC 10G	1731052510	10-11	SPC 10B	1731052610	
SPC 11G	1731052511	11-12	SPC 11B	1731052611	
SPC 12G	1731052512	12-13	SPC 12B	1731052612	
SPC 13G	1731052513	13-14	SPC 13B	1731052613	
SPC 14G	1731052514	14-15	SPC 14B	1731052614	

◻◻			◼◼		
SPC 2x2G	1731052522	2	SPC 2x2B	1731052622	10
SPC 2x3G	1731052523	3	SPC 2x3B	1731052623	
SPC 2x4G	1731052524	4	SPC 2x4B	1731052624	
SPC 2x5G	1731052525	5	SPC 2x5B	1731052625	
SPC 2x6G	1731052526	6	SPC 2x6B	1731052626	
SPC 2x7G	1731052527	7	SPC 2x7B	1731052627	

◻◻◻			◼◼◼		
SPC 4x2G	1731052532	2	SPC 4x2B	1731052632	10
SPC 4x3G	1731052533	3	SPC 4x3B	1731052633	
SPC 4x4G	1731052534	4	SPC 4x4B	1731052634	
SPC 4x4,5G	1731052537	4,5	SPC 4x4,5B	1731052637	
SPC 4x5G	1731052535	5	SPC 4x5B	1731052635	
SPC 4x6G	1731052536	6	SPC 4x6B	1731052636	



IP54

NEMA 12



ECOLAB

UL94-V0



RoHS COMPLIANT



SPC R



SPC grommets with extended range

FEATURES

- Multi-Range grommets for cables from 3 to 12 mm diameter
- IP54
- Grey and black colours available
- UL94-V0 for both colours

The SPC R family's extended range grommets allow cables with and without connectors to be routed through DES xx CLICK and OSF frames. Only three models are covering the diameters from 3 to 12 mm (R1...R3).

The use of SPC R grommets improves stock management by making cable management more flexible.

Material: TPE, halogens and silicones free

Flammability: self-extinguishing acc. to UL94-V0 (grey or black)

Temperature: -40°C... +110°C (static)

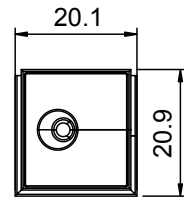
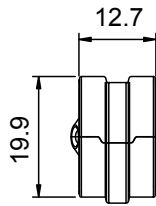
RELATED PRODUCTS

- OSF
- OSF 90
- OSF ZIP
- DES 24 CLICK
- DES 16 CLICK
- DES 10 CLICK
- DES Q CLICK



	Model	Code	Model	Code	Ø Cable max (mm)	Pcs (/pack)
NEW	SPC R1G	1731053101	SPC R1B	1731053106	3-6	10
	SPC R2G	1731053102	SPC R2B	1731053107	6-9	
	SPC R3G	1731053103	SPC R3B	1731053108	9-12	

Dimensions (mm)



IP54

NEMA 12



ECOLAB

UL94-V0



RoHS COMPLIANT



UL TYPE 12



SPC K



SPC grommets with extended range for cables without connectors

FEATURES

- For cables without connectors with diameter from 2,5 to 14 mm
- "Blind" pierceable grommets
- Grey and black colours available
- UL94-V0 for both colours
- IP54



The SPC K grommets have a dual function: they can be used as single grommets for a cable without connector (cable diameter from 2.5 to 14mm depending on the model) or as "blind" grommet for future applications of cables without connectors. The double membrane guarantees high protection from water and dust together with a high strain relief function.

Material: TPE, halogens and silicones free

Flammability: self-extinguishing acc. to UL94-V0 (grey or black)

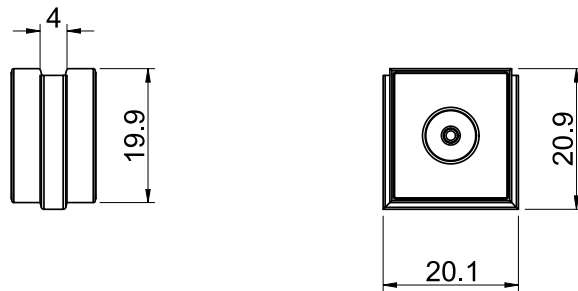
Temperature: -40°C... +110°C (static)

RELATED PRODUCTS

- DES 24 CLICK
- DES 16 CLICK
- DES 10 CLICK
- DES Q CLICK
- OSF
- OSF 90
- OSF ZIP

Model	Code	Model	Code	Ø Cable max (mm)	Pcs (/pack)
SPC K1G	1731052550	SPC K1B	1731052650	8	10
SPC K2G	1731052555	SPC K2B	1731052652	11	
SPC K3G	1731052560	SPC K3B	1731052654	13	
SPC K4G	1731052565	SPC K4B	1731052656	14	

Dimensions (mm)



IP54

NEMA 12



ECOLAB

UL94-V0



RoHS COMPLIANT



UL TYPE 12



SPL grommets - large with extended range

FEATURES

- Large grommets for cables from 11,5 to 31 mm diameter
- Suitable for OSF 50/63 and DES CLICK Frames
- "Blind" version available
- Grey and black colours available
- UL94-V0 for both colours
- IP54



The SPL cable grommets are openable grommets which can be used into the DES 24, 16, 10, Q CLICK frames for cables with diameters from 11,5 to 31 mm.

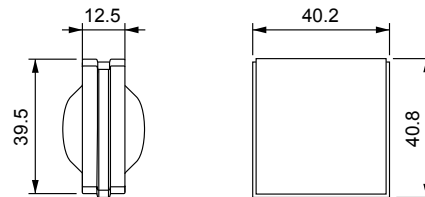
Material: TPE, halogens and silicones free
Flammability: self-extinguishing acc. to UL94-V0 (grey or black)
Temperature: -40°C... +110°C (static)

RELATED PRODUCTS

- DES 24 CLICK
- DES Q CLICK
- DES 16 CLICK
- OSF 50/63
- DES 10 CLICK

Model	Code	Ø Cable (mm)	Model	Code	Pcs (/pack)
SPL OG	1731053000	"Blind"	SPL OB	1731053001	10
SPL 13G	1731053005	11,5-16	SPL 13B	1731053025	
SPL 17G	1731053010	16-20	SPL 17B	1731053030	
SPL 21G	1731053013	20-24	SPL 21B	1731053033	
SPL 25G	1731053015	24-28	SPL 25B	1731053035	
SPL 29G	1731053020	28-31	SPL 29B	1731053040	

Dimensions (mm)



IP54

NEMA 12



ECOLAB

UL94-V0



RoHS COMPLIANT



SPL M



Large multiple grommets for cables without connectors – double membrane

FEATURES

- Multiple grommets for high number of cables without connectors
- Grey and black colours available
- UL94-V0 for both colors
- Strain relief according to EN 62444

The SPL M rubber grommets allow many non-terminated cables to be routed through the OSF 50/63 and the DES CLICK Family frames, saving a lot of space compared to the conventional cable glands. After having slightly perforated the front membrane, the cable of the required dimensions is pushed through the wall where the second membrane allows a perfect mechanical and fluidic seal.



Material: TPE, halogens and silicones free

Flammability: self-extinguishing acc. to UL94-V0 (grey or black)

Temperature: -40°C... +110°C (static)

RELATED PRODUCTS

- DES 24 CLICK
- DES Q CLICK
- DES 16 CLICK
- OSF 50/63
- DES 10 CLICK

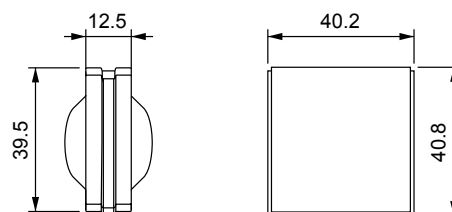


Model	Code	Nr. cables	Ø Cable max (mm)	Model	Code	Pcs (/pack)
SPL M 4G	1731053050	4	16	SPL M4B	1731053060	
SPL M 8G	1731053055	8	10	SPL M8B	1731053065	10
SPL M 13G	1731053058	13	6,5	SPL M13B	1731053068	

1



Dimensions (mm)



IP54

NEMA 12



ECOLAB

UL94-V0



RoHS COMPLIANT



SPP grommets – small: single, double and quadruple



FEATURES

- Grommets for cables from 2 to 17 mm diameter
- “Blind” version available
- Grey and black colours available
- UL94-V0 for both colours
- ATEX version on request (Group 7)

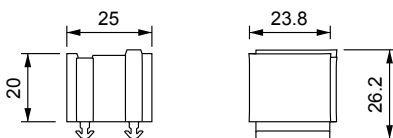
The SPP grommets allow several cables with or without connectors from 2 to 17 mm diameter to be routed in the DES splittable frame. The 2X and 4X* versions allow multiple cables in the same grommet.

Material: TPE, halogens and silicones free
Flammability: self-extinguishing acc. to UL94-V0 (grey or black)
Temperature: -40°C... +110°C (static)

RELATED PRODUCTS

- DES 24
- DES 16
- DES 10
- DES Q
- DESPRED
- DESCLICK
- DES 24M
- DES 24MX
- DES 16M
- DES 16MX

Dimensions (mm)



Model	Code	Ø Cable (mm)	Model	Code	Pcs (/pack)
□			■		
SPP 0G	1731020100	“Blind”	SPP 0B	1731020200	10
SPP 2G	1731020102	2-3	SPP2B	1731020202	
SPP 3G	1731020103	3-4	SPP 3B	1731020203	
SPP 4G	1731020104	4-5	SPP 4B	1731020204	
SPP 5G	1731020105	5-6	SPP 5B	1731020205	
SPP 6G	1731020106	6-7	SPP 6B	1731020206	
SPP 7G	1731020107	7-8	SPP 7B	1731020207	
SPP 8G	1731020108	8-9	SPP 8B	1731020208	
SPP 9G	1731020109	9-10	SPP 9B	1731020209	
SPP 10G	1731020110	10-11	SPP 10B	1731020210	
SPP 11G	1731020111	11-12	SPP 11B	1731020211	
SPP 12G	1731020112	12-13	SPP 12B	1731020212	
SPP 13G	1731020113	13-14	SPP 13B	1731020213	
SPP 14G	1731020114	14-15	SPP 14B	1731020214	
SPP 13G	1731020115	13-14	SPP 13B	1731020215	
SPP 16G	1731020116	14-15	SPP 16B	1731020216	
□□			■■		
SPP 2x2G	1731020304	2 x 2	SPP 2x2B	1731020404	10
SPP 2x3G	1731020306	2 x 3	SPP 2x3B	1731020406	
SPP 2x4G	1731020308	2 x 4	SPP 2x4B	1731020408	
SPP 2x5G	1731020310	2 x 5	SPP 2x5B	1731020410	
SPP 2x6G	1731020312	2 x 6	SPP 2x6B	1731020412	
SPP 2x7G	1731020314	2 x 7	SPP 2x7B	1731020414	
SPP 2x8G	1731020316	2 x 8	SPP 2x8B	1731020416	
□□□			■ ■ ■		
SPP 4x2G	1731020318	4 x 2	SPP 4x2B	1731020418	10
SPP 4x3G	1731020320	4 x 3	SPP 4x3B	1731020420	
SPP 4x4G	1731020322	4 x 4	SPP 4x4B	1731020422	
SPP 4x5G	1731020324	4 x 5	SPP 4x5B	1731020424	
SPP 4x6G	1731020326	4 x 6	SPP 4x6B	1731020426	
▶					
SPP ASI G	1731021130	1 x ASI			10
SPP ASI2 G	1731021140	2 x ASI			

* Indoor only



IP66

NEMA 12, 4X*

UL TYPE 12, 4X



ECOLAB



RoHS COMPLIANT





SPP R



SPP grommets with extended range

FEATURES

- For cables with or without connectors
- Multi-Range grommets for cables from 3 to 15 mm diameter
- Only 4 models covering the entire range
- Grey and black colours available
- UL94-V0 for both colours



The openable extended range grommets of the SPP R family allow cables with or without connectors to be routed through all DES frames. Only four models are covering the diameters from 3 to 15 mm (R1... R4). The use of SPP R grommets allows to improve stock management by making cable management more flexible.

Material: TPE, halogens and silicones free

Flammability: self-extinguishing acc. to UL94-V0 (grey or black)

Temperature: -40°C... +110°C (static)

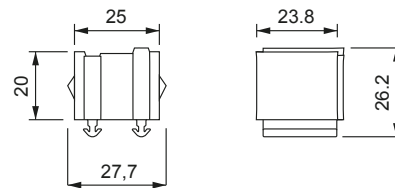
RELATED PRODUCTS

- DES 24
- DES 16
- DES 10
- DES Q
- DESPRED
- DESCLICK
- DES 24M
- DES 24MX
- DES 24MX15
- DES 16M
- DES 16MX



Model	Code	Ø Cable min/max (mm)	Model	Code	Pcs (/pack)
SPP R1G	1731021200	3...6	SPP R1B	1731021210	10
SPP R2G	1731021202	6...9	SPP R2B	1731021212	
SPP R3G	1731021204	9...12	SPP R3B	1731021214	
SPP R4G	1731021206	12...15	SPP R4B	1731021216	

Dimensions (mm)



* Indoor only



IP66

NEMA 12, 4X*

UL TYPE 12, 4X



ECOLAB





SPP K



Blind pierceable small grommets with extended range for cables without connectors



FEATURES



- Diameters from 2,5 to 16,5 mm
- "Blind" pierceable grommets
- Grey and black colours available
- UL94-V0 for both colours
- IP66 - NEMA 4X*

The SPP K grommets have a dual function: they can be used as "blind" grommets for future application of single cable without connector or they can be used as single grommet for one cable without connector. The size can be chosen between 4 models from 2,5 a 16,5 mm diameter. The double membrane ensures the best water and dust protection together with a great strain relief function.

Material: TPE, halogens and silicones free
Flammability: self-extinguishing acc. to UL94-V0 (grey or black)
Temperature: -40°C... +110°C (static)

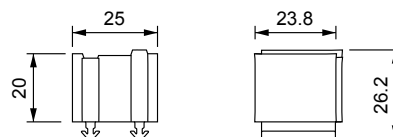
RELATED PRODUCTS

- DES 24
- DES 16
- DES 10
- DES Q
- DESPRED
- DESCLICK
- DES 24M
- DES 24MX15
- DES 24MX
- DES 16M
- DES 16MX

Model	Code	Ø Cable min/max (mm)	Model	Code	Pcs (/pack)
					
SPP K0G	1731021100	"Blind"	SPP K0B	1731023100	10
SPP K1G	1731021110	2,5...7	SPP K1B	1731023110	
SPP K2G	1731021115	4,5...10	SPP K2B	1731023115	
SPP K3G	1731021120	7,5...12,5	SPP K3B	1731023120	
SPP K4G	1731021125	9...14	SPP K4B	1731023125	
SPP K5G	1731021127	12...16,5	SPP K5B	1731023127	



Dimensions (mm)



* Indoor only



IP66

NEMA 12, 4X*

UL TYPE 12, 4X



ECOLAB

UL94-V0



RoHS COMPLIANT



SPP P




SPP multi-range grommets with pyramidal shape



SPP PG



SPP PG T



SPP PG T

SPP PG

FEATURES

- Universal solution for cables without connectors from 3 to 14mm diameter
- Can be used on all DES Frames and divisible cable glands
- IP66
- UL94-V0 for both grey and black colors

The SPP P grommets are suitable for cables without connectors. They are used cutting the cone corresponding to the diameter of the cable. The cable is then routed into the grommet where the internal shape is increasing the strain relief. It is also possible to secure the cable with a cable tie. The T version can be installed in the upper line of the DES series.

Material: TPE, halogens and silicones free

Flammability: self-extinguishing acc. to UL94-V0

Temperature: -40°C... +110°C (static)

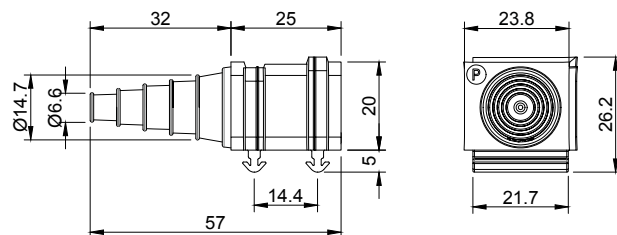
RELATED PRODUCTS

- DES 24
- DES 16
- DES 10
- DES Q
- DESPRED
- DESCLICK
- DES 24M
- DES 24MX15
- DES 24MX
- DES 16M
- DES 16MX


* Indoor only

Model	Code	Ø Cable min/max (mm)	Pcs (/pack)
SPP PG	1731020650	3 - 14	10
SPP PB	1731020652		
SPP PG T	1731020651		
SPP PB T	1731020653		

Dimensions (mm)



1



IP66

NEMA 12, 4X*

UL TYPE 12, 4X



ECOLAB

UL94-V0



RoHS COMPLIANT





SPP M



Multiple small grommets for cables without connectors

FEATURES

- Cable diameter max. 7 mm
- "Blind" pierceable grommets
- Grey and black colours available
- UL94-V0 for both colours
- IP66 - NEMA 4X*

The SPP M grommets have a dual function: they can be used as "blind" grommets for future application of multiple cables without connector or they can be used in the DES splittable frame as multi grommets for non terminated cables.

The double membrane ensures the highest water and dust protection.

Material: TPE, halogens and silicones free



Flammability: self-extinguishing acc. to UL94-V0 (grey or black)

Temperature: -40°C... +110°C (static)

RELATED PRODUCTS


- DES 24
- DES 16
- DES 10
- DES Q
- DESPRED
- DESCLICK
- DES 24M
- DES 24MX15
- DES 24MX
- DES 16M
- DES 16MX



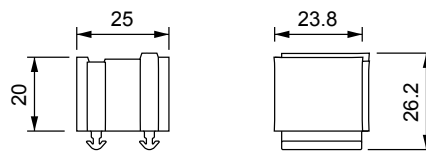
Model	Code	Nr. Cables	Ø Cable min/max (mm)	Model	Code	Pcs (/pack)
						
SPP M 4G	1731020504	4	max. 6	SPP M4B	1731020604	10
SPP M 4bG	1731020505	2 2	max. 3 max. 7	SPP M4bB	1731020605	



Double parallel membrane



Dimensions (mm)



* Indoor only



IP66

NEMA 12, 4X*

UL TYPE 12, 4X



ECOLAB





SPP F



Small grommets with threaded inserts

FEATURES

- Grommet with thread for pneumatic connection sleeve and other connectors
- Continuous thread for 1/4" and 1/8" models, only front on M8 / M12

Thanks to the integrated thread, the SPP F series can be used as terminals for sensors, pneumatics, etc.

Material: TPE, brass insert, halogens and silicones free

Flammability: self-extinguishing acc. to UL94-V0

Temperature: -40°C... +110°C (static)

RELATED PRODUCTS

- DES 24
- DES 16
- DES 10
- DES Q
- DESPRED
- DESCLICK
- DES 24M
- DES 16M
- DES 16MX
- DES 24MX15



M8 x 0,5



M12 x 1




SPP F1/8G



M16 x 1,5



SPP F1/4G



Model	Code	Thread	Pcs (/pack)
SPP F8G	1731020708	M8 x 0,5	10
SPP F12G	1731020712	M12 x 1	
SPP F16G	1731020716	M16 x 1,5	
SPP F1/4G	1731020725	1/4"	
SPP F1/8G	1731020728	1/8"	

SPP VENT

Small grommet with pressure compensation valve

FEATURES

- Quick assembly
- M12 thread

SPP VENT is a pressure-compensating rubber seal, recommended for environments requiring uniform pressure. The depressurising grommet is inserted into DES partitioned frames and thanks to its valve, compensates for the pressure of the environment and thus avoids temperature differences and consequent condensation. The ventilation element has an M12x1.5 thread and can be removed to use threaded connectors and sensors.

RELATED PRODUCTS

- DES 24
- DES 16
- DES 10
- DES Q
- DES L
- DESPRED
- DESCLICK

Material: TPE, brass insert, PP valve, halogens and silicones free

Flammability: self-extinguishing acc. UL94-V0

Temperature -40°C... +110°C



Model	Code	Thread	Pcs (/pack)
SPP VENT G	1731020720	M12	10

IP66

NEMA 12, 4X*

UL TYPE 12, 4X

ECOLAB


UL94-V0

UV ISO 4892-2A

ROHS COMPLIANT



DES grommets - large



FEATURES

- Grommets for cables with and without connectors or for corrugated conduits from 17 to 35 mm diameter
- UL94-V0 for both grey and black
- ATEX version on request (Group 7)

The SPG grommets are designed for cables with or without connectors or for corrugated conduits with diameter from 17 to 35 mm.

Material: TPE, halogens and silicones free

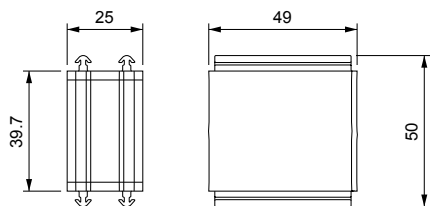
Flammability: self-extinguishing acc. to UL94-V0 (grigio e nero)

Temperature: -40°C... +110°C (static)

RELATED PRODUCTS

- DES 24
- DES 16
- DES 10
- DES Q
- DESPRED
- DESCLICK
- DES 24M
- DES 24MX
- DES 16M
- DES 16MX

Dimensions (mm)



* Indoor only

Model	Code	Ø Cable min/max (mm)	Model	Code	Pcs (/pack)
SPG 0G	1731022000	"Blind"	SPG 0B	1731022020	10
SPG 17G	1731022117	17-18	SPG 17B	1731022217	
SPG 18G	1731022118	18-19	SPG 18B	1731022218	
SPG 19G	1731022119	19-20	SPG 19B	1731022219	
SPG 20G	1731022120	20-21	SPG 20B	1731022220	
SPG 21G	1731022121	21-22	SPG 21B	1731022221	
SPG 22G	1731022122	22-23	SPG 22B	1731022222	
SPG 23G	1731022123	23-24	SPG 23B	1731022223	
SPG 24G	1731022124	24-25	SPG 24B	1731022224	
SPG 25G	1731022125	25-26	SPG 25B	1731022225	
SPG 26G	1731022126	26-27	SPG 26B	1731022226	
SPG 27G	1731022127	27-28	SPG 27B	1731022227	
SPG 28G	1731022128	28-29	SPG 28B	1731022228	
SPG 29G	1731022129	29-30	SPG 29B	1731022229	
SPG 30G	1731022130	30-31	SPG 30B	1731022230	
SPG 31G	1731022131	31-32	SPG 31B	1731022231	
SPG 32G	1731022132	32-33	SPG 32B	1731022232	
SPG 33G	1731022133	33-34	SPG 33B	1731022233	
SPG 34G	1731022134	34-35	SPG 34B	1731022234	



IP66

NEMA 12, 4X*

UL TYPE 12, 4X



ECOLAB



RoHS COMPLIANT





SPG K



Blind pierceable large grommets with extended range for cables without connectors

FEATURES

- K1, K2 e K3 for cables without connectors with diameters from 16 to 30 mm
- IP66 for SPG K1, K2 and K3

The SPG K are blind grommets which can be also used for cables without connectors with diameter from 16 to 30mm.

The SPG K0 can be perforated but the IP protection is not guaranteed.

Thanks to the double membrane in the SPG K1-K2-K3 grommets an optimal dust and water protection are achieved.

Material: TPE, halogens and silicones free



Flammability: self-extinguishing acc. to UL94-V0 (grigio e nero)


Temperature: -40°C... +110°C (static)

RELATED PRODUCTS

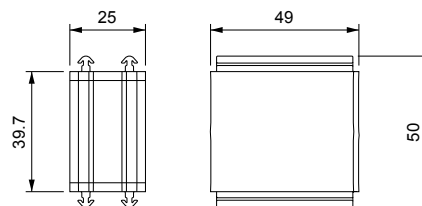
- DES 24
- DES 16
- DES 10
- DES Q
- DESPRED
- DESCLICK
- DES 24M
- DES 24MX
- DES 16M
- DES 16MX



Model	Code	Ø Cable min/max (mm)	Model	Code	Pcs (/pack)
					
SPG K0G	1731022300	max. 32	SPG K0B	1731022400	10
SPG K1G	1731022310	16 - 22	SPG K1B	1731022410	
SPG K2G	1731022320	23 - 26	SPG K2B	1731022420	
SPG K3G	1731022330	26 - 30	SPG K3B	1731022430	



Dimensions (mm)



* Indoor only



IP66

NEMA 12, 4X*



ECOLAB






SPG P



SPP multi-range grommets with pyramidal shape

FEATURES

- Universal solution for cables without connectors from 17 to 33 mm diameter
- Can be used on all DES Frames and divisible cable glands
- IP66
- UL94-V0 for both grey and black colors




The SPG P grommets are suitable for cables without connectors. They are used cutting the cone corresponding to the diameter of the cable. The cable is then routed into the grommet where the internal shape is increasing the strain relief. Is it also possible to secure the cable with a cable tie.

Material: TPE, halogens and silicones free
Flammability: self-extinguishing acc. to UL94-V0
Temperature: -40°C... +110°C (static)

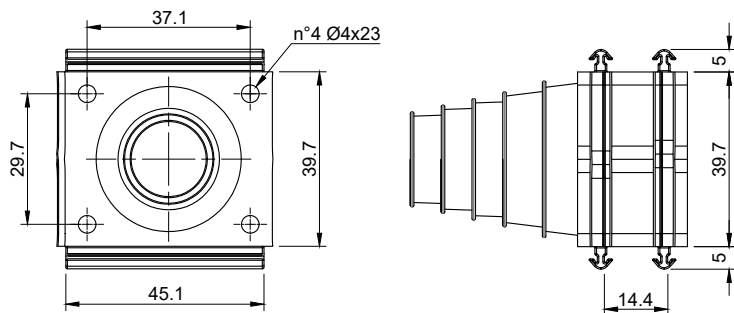
Model	Code	Thread	Pcs (/pack)
SPG PG	1731020745	17 - 33	10
SPG PB	1731020748		10

RELATED PRODUCTS

- DES FRAMES
- DESPRED
- DESCLICK 50



Dimensions (mm)



* Indoor only



IP66

NEMA 12, 4X*



ECOLAB






SPG M



Multiple large grommets for cables without connectors

Double parallel membrane



FEATURES

- Multiple grommets for high number of cables without connectors
- Grey and black colours available
- UL94-V0 for both colours
- Strain relief according to EN 62444

The SPG M grommets enable high number of cables without connectors to be routed into the DES splittable frames. The cable is pushed through the front membrane, whilst the second membrane increases the strain relief and liquid resistance.

Material: TPE, halogens and silicones free

Flammability: self-extinguishing acc. to UL94-V0 (grey or black)

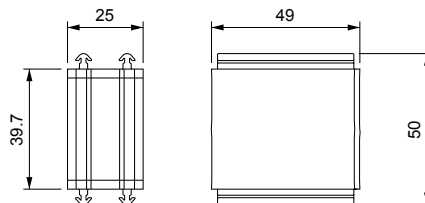
Temperature: -40°C... +110°C (static)

RELATED PRODUCTS

- DES 24
- DES 16
- DES 10
- DES Q
- DESPRED
- DESCLICK
- DES 24M
- DES 24MX
- DES 16M
- DES 16MX

Model	Code	Nr. Cables	Ø Cable min/max (mm)	Pcs (/pack)
SPG M7G	1731022307	4	max. 13,5	10
SPG M7B	1731022407	2	max. 5	
SPG M9G	1731022309	1	max. 9,5	
SPG M9B	1731022409	9	max. 8	
SPG M14G	1731022314	12	max. 6,5	
SPG M14B	1731022414	2	max. 12	
SPG M15G	1731022315	15	max. 7	
SPG M15B	1731022415			

Dimensions (mm)



* Indoor only



IP66

NEMA 12, 4X*

UL TYPE 12, 4X



ECOLAB





SPG W



Large grommets for drives and service connectors



SPG WFP23



SPG WFQ20



SPG WFQ27



SPG WF12



SPG WF25



SPG W22

FEATURES

- Large grommets for panel connectors with diameters 20 and 22 mm, M12, M25, M23 flanges, square openable flanges, feedthrough, quick inserts for pneumatic, etc.
- Useful for quick connections without opening the electrical panel
- Customized solutions welcome

The SPG W grommets allow the integration of panel connectors/sockets (Ø 20 and 22 mm, M12, M25, M23 flanges, openable square flanges, feedthrough, quick inserts for pneumatics, etc.) directly on the DES frames.

The advantage is the modularity of the system that allows quick connection and release of cables (data, power, pneumatics, etc.) without opening the machine panel. This plug-in system facilitates the design of increasingly modular machines.

Material: TPE, insert PP+GF, halogens and silicones free

Flammability: self-extinguishing acc. to UL94-V0

Temperature: -40°C... +110°C (static)

RELATED PRODUCTS

- DES 24
- DES 16
- DES 10
- DES Q
- DESPRED
- DESCLICK
- DES 24M
- DES 24MX15
- DES 24MX
- DES 16M
- DES 16MX

* Indoor only

Model	Code	Application	Pcs (/pack)
SPG WFP23	1731020830	For M23 flanges	1
SPG WFQ20	1731020815	For squared openable flange □ 38 mm , hole Ø 20 mm (for M15 connectors)	
SPG WFQ27	1731020820	For squared openable flange □ 38 mm with hole Ø 27 mm (for M23 connectors)	
SPG WF12	1731020840	For M12 metric threads	
SPG WF25	1731020850	For M25 metric threads	
SPG W22	1731020810	For Ø 22 mm Panel connectors	

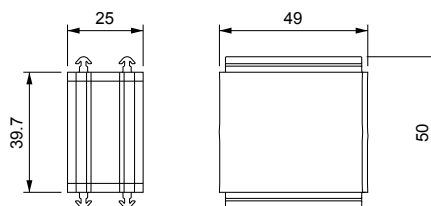
Compatible with a wide variety of panel sockets eg. sockets Ø 20/22 mm, M12, M25, M23 flanges, openable square flanges for M15 and M23 connectors, bulkheads and quick inserts for pneumatics, etc...



Some possible configurations



Dimensions (mm)



up to
IP66

up to
**NEMA
12, 4X**

ECOLAB

UL94-V0

**UV
ISO 4892-2A**

**RoHS
COMPLIANT**



SPG W 22



Large grommets for drives and service connectors



SPG W22 USB 3.0



SPG W22 USB-C



SPG W22 HDMI



SPG W22 RJ45 Cat.6



SPG W22 2xUSB 2.0

FEATURES

- Large grommets with embedded panel connectors with diameter 22 mm
- Aluminum or plastic connectors 180° Female/Female or Female/Male
- Useful for quick connections without opening the electrical panel
- Metal or plastic panel sockets
- Degree of protection IP65



The SPG W22 grommets allow the integration of panel sockets (USB, RJ45 etc...) directly on the DES frame.

The advantage is the modularity of a system that allows the quick coupling and release of data cables without the need to open the machine panel, as well as the guarantee of maintaining a high degree of protection. This plug-in system facilitates the design of increasingly modular machines.

Material: TPE, insert PP+GF, sockets PA66 or aluminium, halogens and silicones free

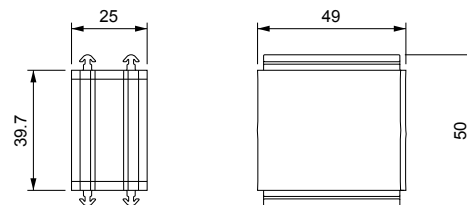
Flammability: self-extinguishing acc. to UL94-V0

Model	Code	Application	Pcs (/pack)
SPG W22 USB 3.0	1731020905	With USB 3.0 (f/f) and IP65 cap	1
SPG W22 USB-C	1731020915	With USB-C (f/f) and IP65 cap	
SPG W22 RJ45 Cat.6	1731020930	With RJ45 Cat.6 (f/f) and IP65 cap	
SPG W22 HDMI	1731020935	With HDMI (f/f) and IP65 cap	
SPG W22 2xUSB 2.0	1731020940	With 2 USB 2.0 (f/f) and IP65 cap	

RELATED PRODUCTS

- DES 24
- DES 16
- DES 10
- DES Q
- DESPRED
- DESCLICK
- DES 24M
- DES 24MX15
- DES 24MX
- DES 16M
- DES 16MX

Dimensions (mm)



up to IP65

up to NEMA 12, 4X

ECOLAB

UL94-V0

UV ISO 4892-2A

RoHS COMPLIANT



SPG WP



Large grommets with connectors for service sockets



SPG WP20 USB 3.0



SPG WP16 USB-C



SPG WP20 RJ45 Cat.6



SPG WP20 HDMI

FEATURES

- SPG grommets with panel sockets D. 20 and 16 mm, USB, RJ45, HDMI e USB-C
- Female/Female 180°
- Useful for quick connections without opening the electrical panel
- Plastic socket with screw cap
- IP66

SPG WP grommets allow the integration of USB, RJ45 and HDMI panel sockets directly on the DES frames.

The advantage is the modularity of a system that allows the quick coupling and release of data cables without the need to open the machine panel, as well as the guarantee of maintaining a high degree of protection. This plug-in system facilitates the design of increasingly modular machines.

Material: TPE, insert PP+GF, socket PA66, halogens and silicones free

Flammability: self-extinguishing acc. to UL94-V0

Temperature: -40°C... +55°C (static)

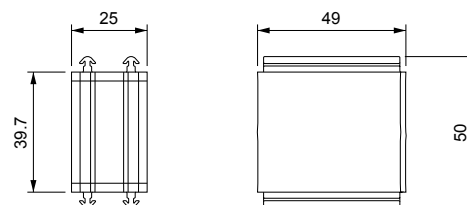
RELATED PRODUCTS

- DES 24
- DES 16
- DES 10
- DES Q
- DESPRED
- DESCLICK
- DES 24M
- DES 24MX15
- DES 24MX
- DES 16M
- DES 16MX

Model	Code	Application	Pcs (/pack)
SPG WP20 USB 3.0	1731020907	With USB 3.0 (f/f) and cap	1
SPG WP16 USB-C	1731020913	With USB-C (f/f) and cap	
SPG WP20 RJ45 Cat.6	1731020933	With RJ45 Cat.6 (f/f) and cap	
SPG WP20 HDMI	1731020937	With HDMI (f/f) and cap	



Dimensions (mm)



up to
IP66

up to
**NEMA
12, 4X**

ECOLAB

UL94-V0

**UV
ISO 4892-2A**

**RoHS
COMPLIANT**



SPG Y



Large/Small adapter grommet



FEATURES

- Large grommet which can be used as adapter for one small grommet
- Grey and black colos
- UL94-V0 for both colors

The SPG Y is a large grommet which can be used to adapt small grommets, single, multi-hole or special.

They are used in divisible cable glands of the Despred 63 or 50-90 families to improve the cable outlet or in the DES frames to reduce the number of blind grommets



Material: TPE, halogens and silicones free

Flammability: self-extinguishing acc. to UL94-V0

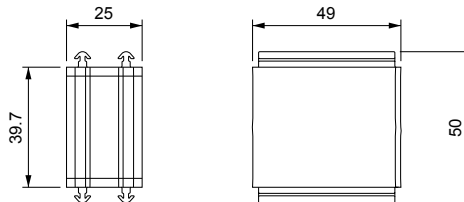
Temperature: -40°C... +110°C (static)

RELATED PRODUCTS

- DES 24
- DES 16
- DES 10
- DES Q
- DESPRED
- DESCLICK
- DES 24M
- DES 24MX
- DES 16M
- DES 16MX

Model	Code	Pcs (/pack)
 SPG YG	1731022030	10
 SPG YB	1731022035	

Dimensions (mm)



1

IP54

NEMA 12

ECOLAB

UL94-V0

UV ISO 4892-2A

RoHS COMPLIANT



SPH



Extended range grommets for DES 380 series



FEATURES

- Grommets for big diameter cables and corrugated conduits
- Cable diameters from 36 to 65 mm
- UL94-V0
- IP54

SPH grommets are used in DES380M and 380MX for cables or corrugated conduits from 36 to 65 mm diameter.

Material: TPE, halogens and silicones free

Flammability: self-extinguishing acc. to UL94-V0 (grigio e nero)

Temperature: -40°C... +110°C (static)

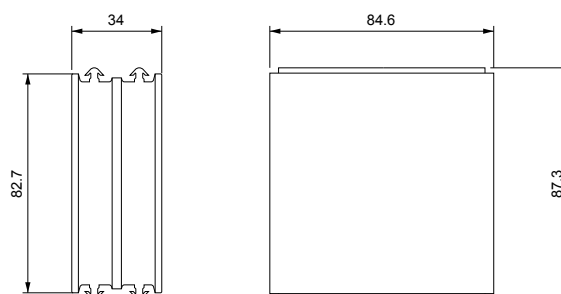
RELATED PRODUCTS

- DES 380M
- DES 380MX

Model	Code	Ø Diameter (mm)	Pcs (/pack)
SPH 0G	1731010278	0	1
SPH 38G	1731010281	36-39	
SPH 42G	1731010282	41-44	
SPH 46G	1731010283	43-48	
SPH 50G	1731010284	47-51	
SPH 54G	1731010285	52-56	
SPH 58G	1731010286	56-60	
SPH 62G	1731010287	60-65	



Dimensions (mm)



IP54

NEMA 12



ECOLAB



RoHS COMPLIANT



Plugs for SPP and SPC series

FEATURES

- Plastic plugs for grommets, from 2 to 16 mm diameter

The ISP series grommets are designed to fit into SPP and SPC grommets with diameters from 2 to 16mm.

Material: PA66, halogens and silicones free

Flammability: self-extinguishing acc. to UL94-V0

Temperature: -40°C... +155°C (static)

RELATED PRODUCTS

- SPC grommets (from page 41)
- SPP grommets (from page 46)



Model	Code	Ø Diameter (mm)	Length	Pcs (/pack)
ISP 2	1731040002	2	30	20
ISP 3	1731040003	3		
ISP 4	1731040004	4		
ISP 5	1731040005	5		
ISP 6	1731040006	6		
ISP 7	1731040007	7		
ISP 8	1731040008	8		
ISP 9	1731040009	9		
ISP 10	1731040010	10		
ISP 11	1731040011	11		
ISP 12	1731040012	12		
ISP 13	1731040013	13		
ISP 14	1731040014	14		
ISP 15	1731040015	15		
ISP 16	1731040016	16		

up to
IP66

UL94-V0

UV
ISO 4892-2A

RoHS
COMPLIANT

DES CAPS

Caps for splittable frames

FEATURES

- Caps with convex head
- Available with black color
- For DES splittable frames

The DES CAPS keeps the product clean from the front, preventing dirt from settling in the screw seats.

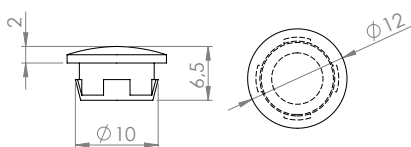
Material: Polyethylene
PE-PD



RELATED PRODUCTS

- DES 24
- DES 16
- DES 10
- DES Q
- DES L2
- DES L3
- DES L4
- DES L5
- DES FT
- DES 24 M
- DES 24 MX
- DES 16 M
- DES 16 MX

Dimensions (mm)



Model	Code	Ø Hole (mm)	Dimensions (mm)			Pcs (/pack)
			A	B	C	
DES CAPS	1732019983	9,5	12	10	6,5	50

RoHS
COMPLIANT



UTILITY BOX SPCL

Box with SPC and SPL grommets

FEATURES



- SPC single hole
- SPC multiple
- SPL multirange
- Grey or black







The SPCL engineering box contains 212 pcs small SPC and SPL grommets, grey or black. The full range of grommets is included.

RELATED PRODUCTS





- DES XX CLICK
- OSF
- OSF 90
- OSF ZIP

	Model	Code	Dimensions (mm)	Pcs (/pack)
	Utility box SPCL	1736999862	370 x 300 x 90	1
	Utility box SPCL	1736999863		

Grey grommets box contents

Model	Pcs	Model	Pcs	Model	Pcs
SPC 		SPC 		SPC 	
0G	8	2x2G	4	4x2G	4
2G	8	2x3G	8	4x3G	8
3G	8	2x4G	8	4x4G	8
4G	8	2x5G	8	4x5G	8
5G	8	2x6G	8	4x6G	8
6G	8	2x7G	8		
7G	8				
8G	8				
9G	8				
10G	8				
11G	8				
12G	8				
13G	8				
14G	8				
15G	8				
		Model	Pcs	Model	Pcs
		SPL 			
		2x2G	4	21-24G	4
		13-16G	4	25-28G	2
		17-20G	4	29-32G	2

Black grommets box contents

Model	Pcs	Model	Pcs	Model	Pcs
SPC 		SPC 		SPC 	
0B	8	2x2B	4	4x2B	4
2B	8	2x3B	8	4x3B	8
3B	8	2x4B	8	4x4B	8
4B	8	2x5B	8	4x5B	8
5B	8	2x6B	8	4x6B	8
6B	8	2x7B	8		
7B	8				
8B	8				
9B	8				
10B	8				
11B	8				
12B	8				
13B	8				
14B	8				
15B	8				
		Model	Pcs	Model	Pcs
		SPL 			
		2x2B	4	21-24B	4
		13-16B	4	25-28B	2
		17-20B	4	29-32B	2

UTILITY BOX SPP



Box with SPP samples grommets

FEATURES



- Single hole
- Multiple
- Pierceable
- Grey or black

This engineering box contains 168 pcs of small SPP grommets, grey or black.








RELATED PRODUCTS






- DES 24
- DES 16
- DES 10
- DES Q
- DES L
- DESPREL
- DESCLICK

	Model	Code	Dimensions (mm)	Pcs (/pack)
	Utility box SPPG	1736999860	370 x 300 x 90	1
	Utility box SPPB	1736999861		

Grey grommets box contents

Model	Pcs	Model	Pcs	Model	Pcs
					
0G	4	2x2G	4	K1G	4
K0G	4	2x3G	4	K2G	4
2G	4	2x4G	4	K3G	4
R1G	4	2x5G	4	K4G	4
R2G	4	2x6G	4		
R3G	4	2x7G	4	Model	Pcs
R4G	4	2x8G	4		
3G	4			M4G	4
4G	4	Model	Pcs		
5G	4				
6G	4	4x2G	4		
7G	4	4x3G	8		
8G	4	4x4G	8		
9G	4	4x5G	8		
10G	4	4x6G	8		
11G	4				
12G	4				
13G	4				
14G	4				
15G	4				
16G	4				

Black grommets box contents

Model	Pcs	Model	Pcs	Model	Pcs
					
0B	4	2x2B	4	K1B	4
K0B	4	2x3B	4	K2B	4
2B	4	2x4B	4	K3B	4
R1B	4	2x5B	4	K4B	4
R2B	4	2x6B	4		
R3B	4	2x7B	4	Model	Pcs
R4B	4	2x8B	4		
3B	4			M4B	4
4B	4	Model	Pcs		
5B	4				
6B	4	4x2B	4		
7B	4	4x3B	8		
8B	4	4x4B	8		
9B	4	4x5B	8		
10B	4	4x6B	8		
11B	4				
12B	4				
13B	4				
14B	4				
15B	4				
16B	4				

1



DES Z



Cable frame with brush

FEATURES

- Brush frame for cables with or without connectors
- Tidy and cost effective solution
- Available in three sizes (24, 16 and 10)

The DES Z series can be used for cables with or without connectors, when there is no need for water tightness and strain relief. Effective protection against dust and dirt.

Material: PC, halogens and silicones free

Flammability: self-extinguishing
acc. to UL94-V0

Temperature: -25°C... +80°C (static)

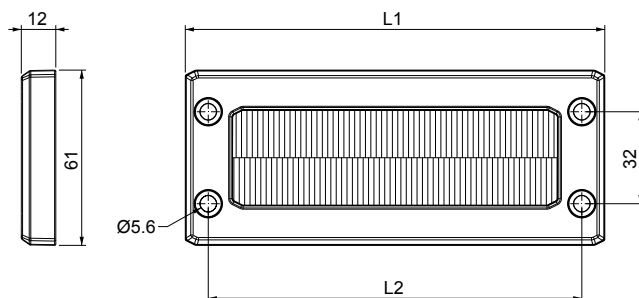
RELATED PRODUCTS

- DES Cover (page 26)
- HY360 hydraulic punch driver (page 139)
- PF cable entry system plates (page 140)



Model	Code	Dimensions (mm)		Max. cut-out (mm)	Pcs (/pack)
		L1	L2		
DES Z 24	1731060024	146	130	112 x 39	10
DES Z 16	1731060016	120	103	86 x 39	
DES Z 10	1731060010	99	83	63 x 39	

Dimensions (mm)



Splittable frame with double brush

FEATURES

- Brush frame for cables with or without connectors
- Double brush offering increased dust protection
- 8 different models (24, 16, 10, Q, L5, L4, L3 and L2)

The DES ZZ is a splittable frame with 2 rows of brushes.

The DES ZZ series can be used for cables with or without connectors, when there is no need for water tightness and strain relief. Effective protection against dust and dirt thanks to the double brush.

Material: PP+GF, halogens and silicones free

Flammability: self-extinguishing acc. to UL94-V0

Temperature: -25°C... +80°C (static)

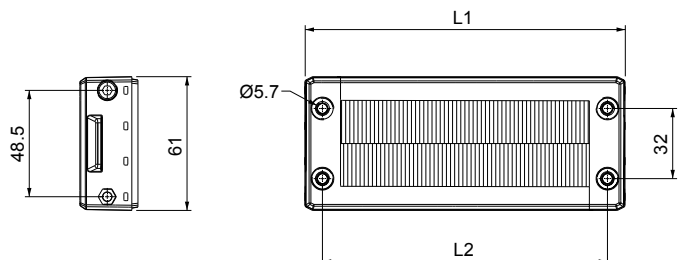
RELATED PRODUCTS

- DES Cover (page 26)
- DES Flap (page 27)
- HY360 hydraulic punch driver (page 139)
- PF cable entry system plates (page 140)



Model	Code	Dimensions (mm)		Max. cut-out (mm)	Pcs (/pack)
		L1	L2		
DES ZZ 24	1731060224	146	130	112 x 39	1
DES ZZ 16	1731060216	120	103	86 x 39	
DES ZZ 10	1731060210	99	83	63 x 39	
DES ZZ Q	1731060208	74	58	40 x 39	
DES ZZ L5	1731060205	146	130	108 x 18	
DES ZZ L4	1731060204	120	103	86 x 18	
DES ZZ L3	1731060203	99	83	63 x 18	
DES ZZ L2	1731060202	74	58	40 x 18	
Upon request	1731991020	Set of 4 mounting screws in AISI304 with Black Geomet finishing			

Dimensions (mm)





DESCCLICK Z



Divisible cable gland with single brush

FEATURES

- Without screws
- Metric threads M32 and M50
- Cost efficient solution
- Black version

DESCCLICK Z is a divisible frame with a single brush providing protection against dust and dirt.

Material: PC, halogens and silicones free

Flammability: self-extinguishing
acc. to UL94-V0

Temperature: -25°C... +80°C (static)

RELATED PRODUCTS

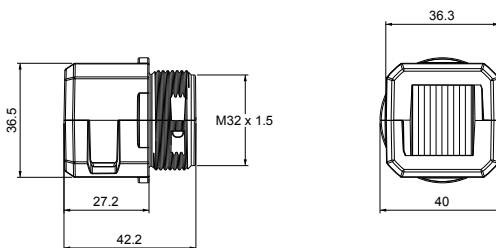
- HY360 hydraulic punch driver (page 139)
- Divisible locknuts (page 39-40)



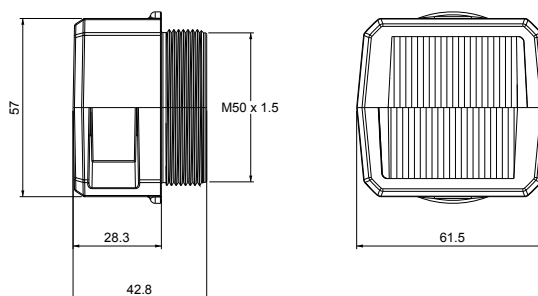
Model	Code	Metric thread	Ø Max. cut-out (mm)	Pcs (/pack)
DESCCLICK Z 32	1731060332	M32 x 1,5	32,5	10
DESCCLICK Z 50	1731060350	M50 x 1,5	50,5	

Dimensions (mm)

DESCCLICK Z 32



DESCCLICK Z 50





DESPRED ZZ



Splittable frame and locknut with double brush

FEATURES

- Double brush frame for cables with and without connectors
- Frame screws in AISI304 Stainless Steel with Black Dacromet finishing
- Metric threads M32 and M63
- Double frame offering increased dust protection

DESPRED ZZ consists of a square frame with two rows of brushes. Excellent protection is offered against dust and dirt thanks to the double brush.

Material: PP+GF, halogens and silicones free
Flammability: self-extinguishing acc. to UL94-V0
Temperature: -25°C... +80°C (static)

RELATED PRODUCTS

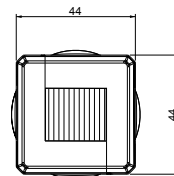
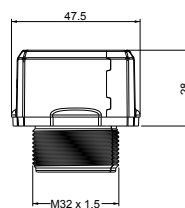
- HY360 hydraulic punch driver (page 139)
- Divisible locknuts (page 39-40)



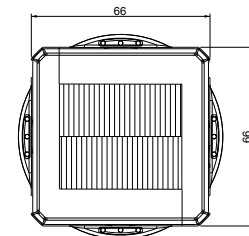
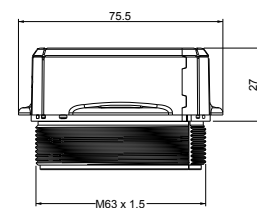
Model	Code	Metric thread	Ø Max. cut-out (mm)	Pcs (/pack)
DESPRED ZZ 32	1731060232	M32 x 1,5	32,5	1
DESPRED ZZ 63	1731060263	M63 x 1,5	63,5	

Dimensions (mm)

DESPRED ZZ 32



DESPRED ZZ 63





DES 24 CLEAN



Divisible frame "Hygienic Design" for cables with and without connectors

FEATURES

- Easily to wash
- Frame screws in AISI304
- IP66 certified with all configurations of grommets
- Strain relief according to EN 62444
- Without screw seats and sharp corners
- Overmolded gasket
- Installation with threaded inserts



The DES 24 CLEAN divisible frame consists of the well-known DES24 divisible frame and an FDA PC mask that fixed onto the frame via overmoulded inserts. Therefore, in the final solution with the rubbers installed, it will not just be a different color but a device that meets the Hygienic design needs of food machines. The absence of sharp corners, screw seats and the ease of cleaning and removing dirt make DES24 Clean an unique solution. The system allows the use of cables with and without connectors with diameters from 2 to 35 mm. The divisible grommets, also produced with FDA certified material, can be freely positioned inside the frame. IP66 or NEMA 4X* protection rating is achieved with any grommets combination.

Material: FDA approved PC, halogens and silicones free

Flammability: UL94-HB

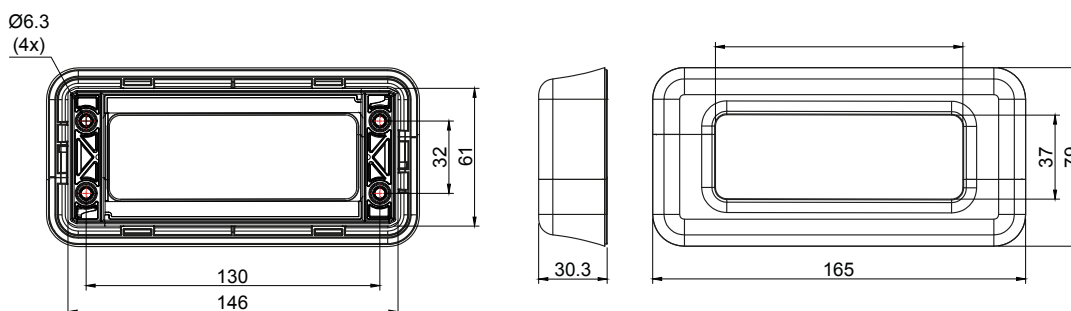
Temperature: -40°C... +80°C

Model	Code	Some possible configurations	Max. cut-out (mm)	Pcs (/pack)
DES 24 CLEAN	1731260024		112 x 39	10

RELATED PRODUCTS

- SPP C grommets (page 69)
- SPG C grommets (page 69)

Dimensions (mm)



* Indoor only





SPP C / SPG C



FDA small and large grommets



FEATURES

- Cable grommets for cables from 2 to 35 mm diameter
- Single hole, multi-range, double and quadruple
- "Blind" version available
- FDA certified material
- UL94-HB
- Blue color

The blue colored grommets SPP C and SPG C are mainly used in food machinery for routing cables with and without connectors with diameters from 2 to 35mm. SPP 2X and 4X are indicated to increase the number of cables in the same frame.

Material: FDA 21 CFR 177.2600 certified TPE, halogens and silicones free
Flammability: self-extinguishing acc. UL94-HB
Temperature: -40°C... +80°C

RELATED PRODUCTS

- DES 24 CLEAN

Model	Code	Ø Cable (mm)	Pcs (/pack)
-------	------	--------------	-------------



SPP 0 C	1731260100	"Blind"	10
SPP 2 C	1731260102	2-3	
SPP 3-6 C	1731260103	3-6	
SPP 6-9 C	1731260106	6-9	
SPP 9-12 C	1731260109	9-12	
SPP 12-15 C	1731260112	12-15	
SPP 16 C	1731260116	16-17	



SPP 2x2 C	1731260142	2 x 2	10
SPP 2x3 C	1731260143	2 x 3	
SPP 2x4 C	1731260144	2 x 4	
SPP 2x5 C	1731260145	2 x 5	
SPP 2x6 C	1731260146	2 x 6	
SPP 2x7 C	1731260147	2 x 7	
SPP 2x8 C	1731260148	2 x 8	



SPP 4x2 C	1731260152	4 x 2	10
SPP 4x3 C	1731260153	4 x 3	
SPP 4x4 C	1731260154	4 x 4	
SPP 4x5 C	1731260155	4 x 5	
SPP 4x6 C	1731260156	4 x 6	

Model	Code	Ø Cable (mm)	Pcs (/pack)
-------	------	--------------	-------------



SPG 0 C	1731260117	"Blind"	10
SPG 18 C	1731260118	18-19	
SPG 19 C	1731260119	19-20	
SPG 20 C	1731260120	20-21	
SPG 21 C	1731260121	21-22	
SPG 22 C	1731260122	22-23	
SPG 23 C	1731260123	23-24	
SPG 24 C	1731260124	24-25	
SPG 25 C	1731260125	25-26	
SPG 26 C	1731260126	26-27	
SPG 27 C	1731260127	27-28	
SPG 28 C	1731260128	28-29	
SPG 29 C	1731260129	29-30	
SPG 30 C	1731260130	30-31	
SPG 31 C	1731260131	31-32	
SPG 32 C	1731260132	32-33	
SPG 33 C	1731260133	33-34	
SPG 34 C	1731260134	34-35	


1

up to
IP66

FDA
APPROVED

UL94-HB

RoHS
COMPLIANT



GROUP 2

Entry systems for cables without connectors





DES PDM 24



Cable entry plates with internal frame and double membrane



FEATURES

- For large number of cables without connectors
- High strain relief thanks to the double membrane
- Cost efficient solution
- IP66 and Nema 4X* certified
- ATEX version on request (see group 7)
- Threaded inserts version on request

The DES PDM 24 is an innovative alternative to standard cable glands on electrical, electronic and telecommunication cabinets and equipment. The cable is pushed through the front membrane, whilst the second membrane increases the strain relief and liquid resistance.


Material: TPE, halogens and silicones free

Flammability: self-extinguishing acc. to UL94-V0

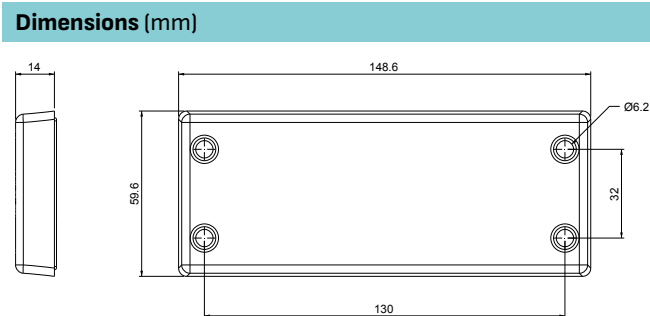
Temperature: -40°C... +110°C (static)

RELATED PRODUCTS

- IFP plugs (page 92)
- DES PDM caps (page 92)
- HY360 hydraulic punch driver (page 139)
- PF/PFX cable entry system plates (from page 140)




Double parallel membrane



* Indoor only



	Model	Code	Nr. Cables	Ø Cable min/max (mm)	Dimensions (mm)		Pcs (/pack)
					Cut-out	Plate	
NEW	DES PDM 24/3G	1732012403	3	18 / 26	112 x 36	148,6 x 59,6	10
	DES PDM 24/12G	1732012412	12	9 / 16			
DES PDM 24/14G	1732012414	10	2,8 / 6,5 14,5 / 22				
DES PDM 24/15G	1732012415	15	6,8 / 12				
DES PDM 24/16G	1732012416	8	2,8 / 6,5				
		4	4,4 / 9,7				
		2	8,6 / 16,2				
DES PDM 24/17G	1732012417	6	2,8 / 6,5				
		6	4,6 / 10,2				
		5	8,6 / 16,2				
DES PDM 24/25G	1732012425	12	2,8 / 6,5				
		7	4,4 / 9,7				
NEW	DES PDM 24/26G	1732012426	26	4,6 / 10			
			21	2,8 / 6,5			
DES PDM 24/32G	1732012432	8	4,6 / 10,2				
		3	6,8 / 12				
DES PDM 24/42G	1732012442	42	2,8 / 6,5				
DES PDM 24/124G	1732012421	120	1,75/4,7 2,3/6				



IP66
IP68

NEMA
12, 4X*

UL TYPE
12, 4X



ECOLAB






DES PDM 24



Cable entry plates with internal frame and double membrane



FEATURES


- For large number of cables without connectors
- High strain relief thanks to the double membrane
- Cost efficient solution
- IP66 and Nema 4X* certified
- ATEX version on request (see group 7)
- Threaded inserts version on request

The DES PDM 24 is an innovative alternative to standard cable glands on electrical, electronic and telecommunication cabinets and equipment. The cable is pushed through the front membrane, whilst the second membrane increases the strain relief and liquid resistance.

Material: TPE, halogens and silicones free
Flammability: self-extinguishing acc. to UL94-V0
Temperature: -40°C... +110°C (static)

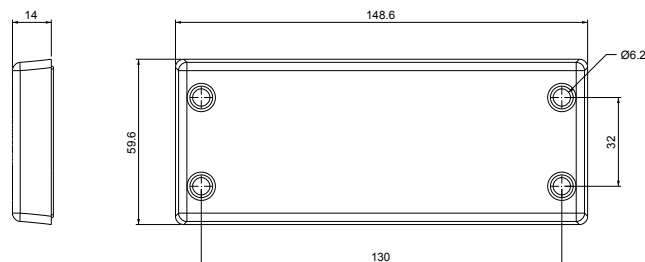
RELATED PRODUCTS

- IFP plugs (page 92)
- DES PDM caps (page 92)
- HY360 hydraulic punch driver (page 139)
- PF/PFX cable entry system plates (from page 140)



Double parallel membrane


Dimensions (mm)



* Indoor only



	Model	Code	Nr. Cables	Ø Cable min/max (mm)	Dimensions (mm)		Pcs (/pack)
					Cut-out	Plate	
NEW	DES PDM 24/3B	1732013403	3	18 / 26	112 x 36	148,6 x 59,6	10
	DES PDM 24/12B	1732013412	12	9 / 16			
	DES PDM 24/14B	1732013415	10	2,8 / 6,5 14,5 / 22			
	DES PDM 24/15B	1732013416	15	6,8 / 12			
	DES PDM 24/16B	1732013417	8	2,8 / 6,5			
			4	4,4 / 9,7			
			2	8,6 / 16,2			
			2	14,5 / 22			
	DES PDM 24/17B	1732013418	6	2,8 / 6,5			
			6	4,6 / 10,2			
			5	8,6 / 16,2			
	DES PDM 24/25B	1732013426	12	2,8 / 6,5			
			7	4,4 / 9,7			
NEW	DES PDM 24/26B	1732013427	26	4,6 / 10			
	DES PDM 24/32B	1732013433	21	2,8 / 6,5			
			8	4,6 / 10,2			
			3	6,8 / 12			
	DES PDM 24/42B	1732013443	42	2,8 / 6,5			






DES PDM CLEAN



Cable entry plate for Food&Pharma applications

FEATURES

- For large number cables without connectors
- Internal reinforcing frame
- Rounded edges
- UL94-HB
- Fixing with snap mounting, screws or locknut




The DES PDM CLEAN Family is mainly used in the food&pharma production thanks to the rounded shape without edges which avoids dirt accumulation and allows frequent washing. The cable entry plate can be fixed to the panel from the inside with four hidden screws or screwed on the panel. The holes location is guided by a laser printing which guarantees the front clean area during the operation. The first front membrane is lightly drilled with a small screwdriver, while the second parallel membrane acts as a reinforcement, ensuring a very high strain relief and water resistance.

Material: TPE, halogens and silicones free
Flammability: self-extinguishing acc. UL94-HB
Temperature: -40°C... +80°C

Model	Code	Nr. Cables	Ø Cable min/max (mm)	Dimensions (mm)		Pcs (/pack)
				Cut-out	Plate	
DES PDM 24/13 CLEAN	1732025017	2	2,8 / 6,5	112 x 36	155 x 66	1
		6	4,6 / 10,2			
		5	8,6 / 16,2			
DES PDM 24/25 CLEAN	1732025025	12	2,8 / 6,5	112 x 36	155 x 66	1
		7	4,4 / 9,7			
DES PDM 24/32 CLEAN	1732025032	21	2,8 / 6,5	112 x 36	155 x 66	1
		8	4,6 / 10,2			
DES PDM M50/8 CLEAN	1732036108	3	7,8 / 12,5	55	70	1
		5	5,4 / 10,2			

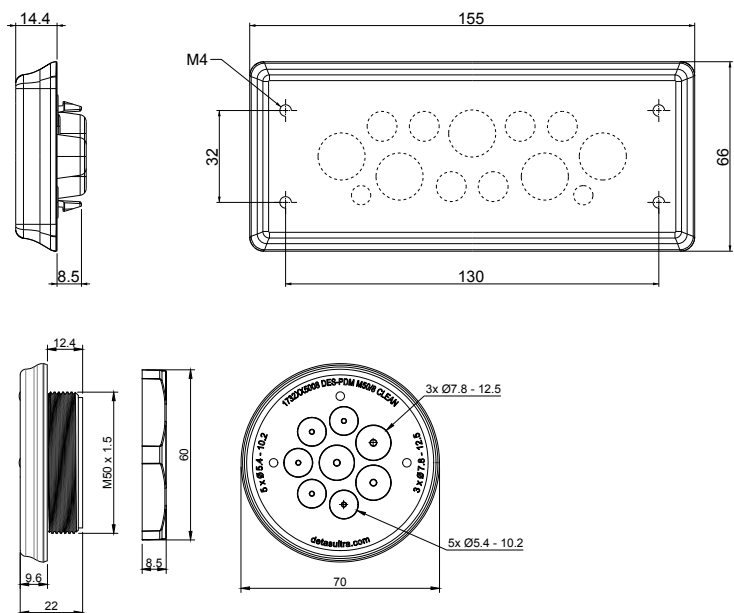
RELATED PRODUCTS

- IFP plugs (page 92)
- FVM - Metal detectable cable ties (page 104)
- HY360 hydraulic punch driver (page 139)
- PF/PFX cable entry system plates (from page 140)



Snap mounting and M4 threaded inserts

Dimensions (mm)





DES PDM 24 FT



Cable entry plates with internal frame and threaded inserts



FEATURES

- Rear installation with M4 threaded inserts
- Frontal closing cap to avoid dirt
- For large number of cables without connectors
- High strain relief thanks to the double membrane
- Cost-effective solution
- IP66 and Nema 4X* certified

The DES PDM 24 / FT is an innovative alternative to standard cable glands on electrical, electronic cabinets and equipment. The cable is pushed through the front membrane, whilst the second membrane increases the strain relief and liquid resistance.

They are equipped with threaded inserts for M4 screws and with front closing caps, which allow assembly from the rear of the frame and keep the product clean from the front, preventing dirt from depositing in the screw seats.

Material: TPE, halogens and silicones free

Flammability: self-extinguishing acc. to UL94-V0

Temperature: -40°C... +110°C (static)

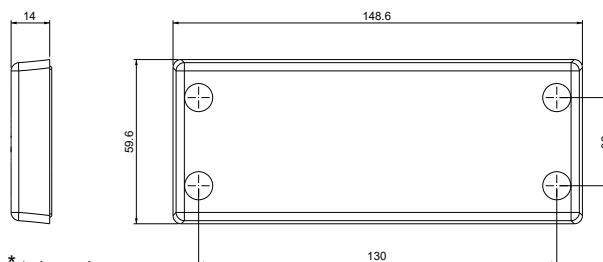
RELATED PRODUCTS

- IFP plugs (page 92)
- DES PDM caps (page 92)
- HY360 hydraulic punch driver (page 139)
- PF/PFX cable entry system plates (from page 140)

Black version upon request

	Model	Code	Nr. Cables	Ø Cable min/max (mm)	Dimensions (mm)		Pcs (/pack)
					Cut-out	Plate	
NEW	DES PDM 24/3G FT	1732212403	3	18 / 26	112 x 36	148,6 x 59,6	10
	DES PDM 24/12G FT	1732212412	12	9 / 16			
DES PDM 24/14G FT	1732212414	10	2,8 / 6,5 4				
DES PDM 24/15G FT	1732212415	15	6,8 / 12				
DES PDM 24/16G FT	1732212416	8	2,8 / 6,5				
		4	4,4 / 9,7				
		2	8,6 / 16,2				
		2	14,5 / 22				
DES PDM 24/17G FT	1732212417	6	2,8 / 6,5				
		6	4,6 / 10,2				
		5	8,6 / 16,2				
DES PDM 24/25G FT	1732212425	12	2,8 / 6,5				
		7	4,4 / 9,7				
		6	6,8 / 12				
NEW	DES PDM 24/26G FT	1732212426	26	4,6 / 10			
DES PDM 24/32G FT	1732212432	21	2,8 / 6,5				
		8	4,6 / 10,2				
		3	6,8 / 12				
DES PDM 24/42G FT	1732212442	42	2,8 / 6,5				
DES PDM 24/124G FT	1732213421	120	1,75/4,7 4	2,3/6			

Dimensions (mm)



* Indoor only



M4 threaded inserts



IP66
IP68

NEMA
12, 4X*

UL TYPE
12, 4X



ECOLAB





DES PDM 24 ZIP



Cable entry plates with internal frame, threaded inserts and snap mounting

FEATURES

- Rear installation with M4 threaded inserts
- Smooth angles
- For cables without connectors
- High strain relief thanks to the double membrane
- IP66 and Nema 4X* certified
- Wall thickness for snap mounting 1,5–2 mm



DES PDM 24 ZIP cable plates are used for cables without connectors and are characterized by an elegant design with rounded corners which avoid the accumulation of dirt.

Fixing takes place from inside the panel with 4 screws or snapped thanks to the hooks in the rear area.

There are versions for 13, 25 or 32 cables.

Material: TPE, halogens and silicones free

Flammability: self-extinguishing acc. UL94-V0

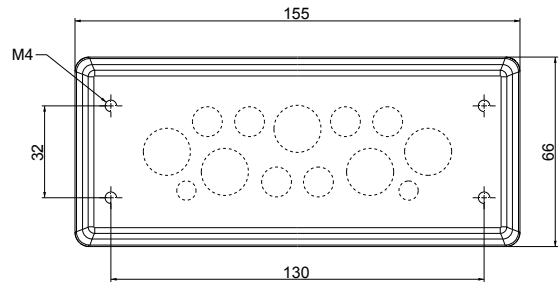
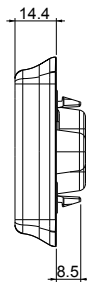
Temperature: -40°C... +105°C (static)

RELATED PRODUCTS

- IFP plugs (page 92)
- HY360 hydraulic punch driver (page 139)
- PF/PFX cable entry system plates (from page 140)

Model	Code	Nr. cables	Ø Cable min/max (mm)	Dimensions (mm)		Pcs (/pack)
				Cut-out	Plate	
DES PDM 24 ZIP 13/G	1732026013	2	2,8 / 6,5	112 x 18	150 x 32	10
		6	4,6 / 10,2			
		5	8,6 / 16,2			
DES PDM 24 ZIP 25/G	1732026025	12	2,8 / 6,5	112 x 18	150 x 32	10
		7	4,4 / 9,7			
DES PDM 24 ZIP 32/G	1732026032	21	2,8 / 6,5	112 x 18	150 x 32	10
		8	4,6 / 10,2			
		3	6,8 / 12			

Dimensions (mm)



* Indoor only



IP66
IP68

NEMA
12, 4X*

UL TYPE
12, 4X



ECOLAB





DES PDM S



Cable entry plates with internal frame and double membrane

FEATURES

- For several number of cables in a limited space
- High strain relief thanks to the double membrane
- Cost efficient solution
- High IP grade (IP66)
- ATEX version on request (Group 7)
- Threaded inserts version on request



Double parallel membrane



The DES PDM S is an innovative alternative to standard cable glands on electrical, electronic and telecommunication cabinets and equipment.

The cable is pushed through the front membrane, whilst the second membrane increases the strain relief and liquid resistance.

Material: TPE, halogens and silicones free

Flammability: self-extinguishing acc. to UL94-V0

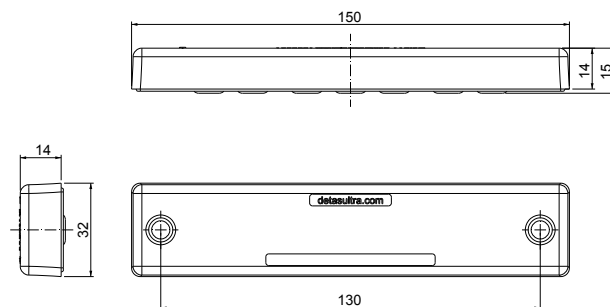
Temperature: -40°C... +110°C (static)

RELATED PRODUCTS

- IFP plugs (page 92)
- DES PDM caps (page 92)

Model	Code	Nr. Cables	Ø Cable min/max (mm)	Dimensions (mm)		Pcs (/pack)
				Cut-out	Plate	
DES PDM S 112/7G	1732021127	7	6,8 / 12	112x18	150 x 32	10
DES PDM S 112/22G	1732021122	22	3,2 / 6,5			
DES PDM S 112/7B	1732022127	7	6,8 / 12			
DES PDM S 112/22B	1732022122	22	3,2 / 6,5			

Dimensions (mm)



IP66

NEMA 12

UL TYPE 12



ECOLAB



RoHS COMPLIANT






DES PDM Q



Cable entry plates with internal frame and double membrane

FEATURES

- For large number of cables without connectors
- High strain relief thanks to the double membrane
- Cost efficient solution
- IP66 and Nema 4X* certified
- ATEX version on request (see group 7)
- Threaded inserts version on request



The DES PDM Q is an innovative alternative to standard cable glands on electrical, electronic and telecommunication cabinets and equipment.

The cable is pushed through the front membrane, whilst the second membrane increases the strain relief and liquid resistance.

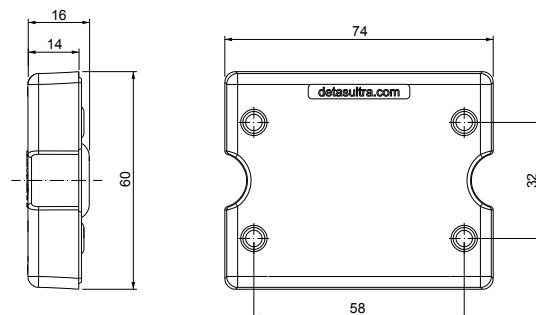
Material: TPE, halogens and silicones free
Flammability: self-extinguishing acc. to UL94-V0
Temperature: -40°C... +110°C (static)

RELATED PRODUCTS

- IFP plugs (page 92)
- DES PDM caps (page 92)
- HY360 hydraulic punch driver (page 139)

Model	Code	Nr. Cables	Ø Cable min/max (mm)	Dimensions (mm)		Pcs (/pack)
				Cut-out	Plate	
DES PDM Q 13G	1732014613	8 4 1	2,8 / 6,5 4,6 / 10,2 14,5 / 22	46 x 46	74 x 60	10
DES PDM Q 17G	1732014617	10 4 2 1	2,8 / 6,5 4,6 / 10,2 6,8 / 12 8,6 / 16,2			
DES PDM Q 25G	1732014625	25	2,8 / 6,5			
DES PDM Q 13B	1732015614	8 4 1	2,8 / 6,5 4,6 / 10,2 14,5 / 22			
DES PDM Q 17B	1732015618	10 4 2 1	2,8 / 6,5 4,6 / 10,2 6,8 / 12 8,6 / 16,2			
DES PDM Q 25B	1732015626	25	2,8 / 6,5			

Dimensions (mm)



* Indoor only



IP66

up to
NEMA
12, 4X*

UL TYPE
12, 4X



ECOLAB



RoHS
COMPLIANT





DES PDMU



Round cable entry plates for single cable

FEATURES

- Metric sized
- Cost efficient solution
- High IP grade IP66 Nema 4X*
- Recommended tightening torque 8 Nm
- ATEX version on request (Group 7)

The cable entry plates DES PDMU are used to save space and time as alternative to cable glands. They use the metric holes on cabinets or panels and the double membrane ensures a high water and dust protection.

The cable is pushed through the front membrane, whilst the second membrane increases the strain relief and liquid resistance.

Material: TPE, halogens and silicones free

Flammability: self-extinguishing acc. UL94-V0

Temperature: -40°C... +110°C (static)

PRODOTTI CORRELATI

- IFP plugs (page 92)
- HY360 hydraulic punch driver (page 139)



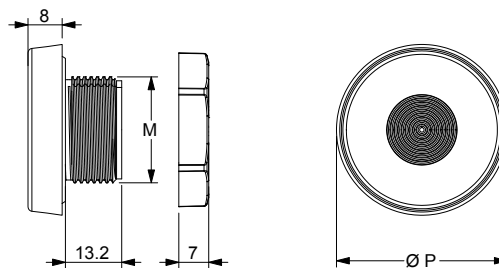
Model	Code	Nr. Cables	Ø max (mm)	Thread	Dimensions (mm)		Pcs (/pack)
					Cut-out	Plate	
DES PDMU 20G	1732030120	1	10,5	M20	20,5	36	10
DES PDMU 25G	1732030125	1	16	M25	25,5	40	
DES PDMU 32G	1732030132	1	22	M32	32,5	46	
DES PDMU 20B	1732031120	1	10,5	M20	20,5	36	10
DES PDMU 25B	1732031125	1	16	M25	25,5	40	
DES PDMU 32B	1732031132	1	22	M32	32,5	46	

Double parallel membrane



* Indoor only

Dimensions (mm)



IP66

NEMA 12, 4X*

UL TYPE 12, 4X



ECOLAB



RoHS COMPLIANT






DES PDM M



Round cable entry plates with internal frame and double membrane



Double parallel membrane

FEATURES

- For large number of cables without connectors
- High strain relief thanks to the double membrane
- Cost efficient solution
- High IP grade IP66-68 Nema 4X*
- ATEX version on request (Group 7)

The cable entry plates series DES PDM M are used to save space and time as alternative to cable glands. They use the metric holes on cabinets or machinery and the nutlock guarantees a strong strain relief and highest water and dust protection. The cable is pushed through the front membrane, whilst the second membrane increases the strain relief and liquid resistance.

Material: TPE, halogens and silicones free

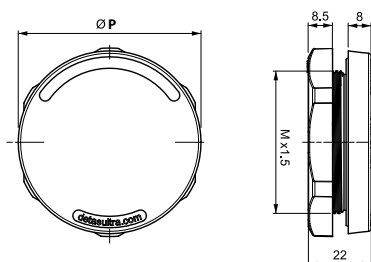
Flammability: self-extinguishing acc. to UL94-V0

Temperature: -40°C... +105°C (static)

RELATED PRODUCTS

- IFP plugs (page 92)
- HY360 hydraulic punch driver (page 139)

Dimensions (mm)



Recommended tightening torque 8 Nm

	Model	Code	Nr. Cables	Ø Cable min / max (mm)	M x 1,5	Dimensions		Pcs (/pack)
						Ø P (mm)	H (mm)	
NEW	DES PDM M20/2G	1732032002	2	2 / 5,5	M20	36	7	10
	DES PDM M20/3G	1732032003	3	2 / 5				
	DES PDM M20/4G	1732032004	4	2 / 4,5				
	DES PDM M25/4G	1732032504	3	2,6 / 6,5	M25	41	7	
	DES PDM M25/6G	1732032506	6	2,2 / 5				
	DES PDM M32/4G	1732033204	3	2,6 / 6,5	M32	46	7	
	DES PDM M32/4-2G	1732033242	4	3,5 / 8,8				
	DES PDM M32/7G	1732033207	7	2,6 / 6,5				
	DES PDM M40/8G	1732034008	4	2,6 / 6,5	M40	54	7	
	DES PDM M40/12G	1732034012	12	2 / 6				
DES PDM M50/8G	1732035008	5	4,6 / 10,2	M50	64	8,5		
		3	6,8 / 12,5					
DES PDM M50/10G	1732035010	7	2,8 / 6,5					
		2	4,6 / 10,2					
		1	14,5 / 22					
DES PDM M50/12G	1732035012	4	2,8 / 6,5	M63	77	8,5		
DES PDM M50/19G	1732035019	8	4,6 / 10,2					
		19	2,8 / 6,5					
DES PDM M63/6G	1732036306	3	4,6 / 10,2	M63	77	8,5		
		3	10,9 / 20					
DES PDM M63/9G	1732036309	1	2,6 / 6					
		3	4,6 / 10,2					
		4	8,6 / 16,2					
		1	10,9 / 20					
DES PDM M63/13G	1732036313	4	2,8 / 6					
		4	4,6 / 10,2					
		5	9,5 / 16,2					
DES PDM M63/14G	1732036314	14	5 / 10					
DES PDM M63/35G	1732036335	35	2,6 / 5,5					

* Indoor only



IP66
IP68

NEMA
12, 4X*

UL TYPE
12, 4X






DES PDM M



Round cable entry plates with internal frame and double membrane



Double parallel membrane



FEATURES

- For large number of cables without connectors
- High strain relief thanks to the double membrane
- Cost efficient solution
- High IP grade IP66-68 Nema 4X*
- ATEX version on request (Group 7)

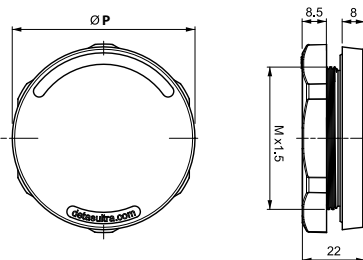
The cable entry plates series DES PDM M are used to save space and time as alternative to cable glands. They use the metric holes on cabinets or machinery and the nutlock guarantees a strong strain relief and highest water and dust protection. The cable is pushed through the front membrane, whilst the second membrane increases the strain relief and liquid resistance.

Material: TPE, halogens and silicones free
Flammability: self-extinguishing acc. to UL94-V0
Temperature: -40°C... +105°C (static)

RELATED PRODUCTS

- IFP plugs (page 92)
- HY360 hydraulic punch driver (page 139)

Dimensions (mm)



Recommended tightening torque 8 Nm

	Model	Code	Nr. Cables	Ø Cable min / max (mm)	M x 1,5	Dimensions		Pcs (/pack)
						Ø P (mm)	H (mm)	
NEW	DES PDM M20/2B	1732033002	2	2 / 5,5	M20	36	7	10
	DES PDM M20/3B	1732033003	3	2 / 5				
	DES PDM M20/4B	1732033004	4	2 / 4,5				
	DES PDM M25/4B	1732033504	3 1	2,6 / 6,5 5,5 / 12,5	M25	41	7	
	DES PDM M25/6B	1732033507	6	2,2 / 5				
	DES PDM M32/4B	1732034205	3 1	2,6 / 6,5 5,5 / 12,5	M32	46	7	
	DES PDM M32/4-2B	1732034252	4	3,5 / 8,8				
	DES PDM M32/7B	1732034208	7	2,6 / 6,5				
	DES PDM M40/8B	1732035009	4 4	2,6 / 6,5 4 / 10,2	M40	54	7	
	DES PDM M40/12B	1732034013	12	2 / 6				
DES PDM M50/8B	1732036009	5 3	4,6 / 10,2 6,8 / 12,5	M50	64	8,5		
DES PDM M50/10B	1732036011	7 2 1	2,8 / 6,5 4,6 / 10,2 14,5 / 22					
DES PDM M50/12B	1732036013	4 8	2,8 / 6,5 4,6 / 10,2					
DES PDM M50/19B	1732036020	19	2,8 / 6,5					
DES PDM M63/6B	1732037307	3 3	4,6 / 10,2 10,9 / 20	M63	77	8,5		
DES PDM M63/9B	1732037310	1 3 4 1	2,6 / 6 4,6 / 10,2 8,6 / 16,2 10,9 / 20					
DES PDM M63/13B	1732037314	4 4 5	2,8 / 6 4,6 / 10,2 9,5 / 16,2					
DES PDM M63/14B	1732037315	14	5 / 10					
DES PDM M63/35B	1732037336	35	2,6 / 5,5					



IP66
IP68

NEMA
12, 4X*

UL TYPE
12, 4X



ECOLAB



RoHS
COMPLIANT





DES PDM KN



Cable entry plate - large frame and double membrane

FEATURES

- For up to 72 cables without connectors
- High strain relief thanks to the double membrane
- Internal reinforcing frame
- Cost efficient solution
- High IP grade (IP66)
- ATEX version on request (Group 7)



The DES PDM KN are multi cable entry plates suitable for cabinet side or bottom. According to cable size and quantities it is possible to find the right model. The fixing holes are for Rittal cabinets. The cable is pushed through the front membrane, whilst the second membrane increases the strain relief and liquid resistance.


Material: TPE, halogens and silicones free

Flammability: self-extinguishing acc. to UL94-V0

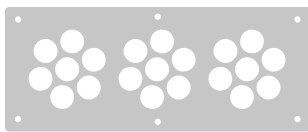
Temperature: -40°C... +110°C (static)

RELATED PRODUCTS

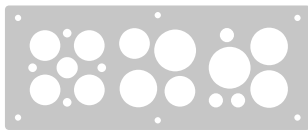
- IFP plugs (page 92)
- DES PDM caps (page 92)



KN/72




KN/21



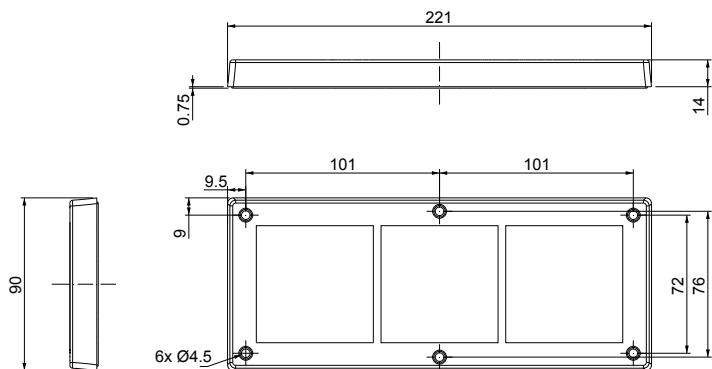
KN/19

Double parallel membrane



Model	Code	Nr. Cables	Ø Cable min/max (mm)	Dimensions (mm)		Pcs (/pack)
				Cut-out	Plate	
DES PDM KN/72G	1732040072	42	2,8 / 6,5	192 x 62	221 x 90	1
		21	4,6 / 10,2			
		6	8,6 / 16,2			
DES PDM KN/72B	1732041073	3	14,5 / 22			
DES PDM KN/21G	1732040021	21	9,5 / 17	192 x 62	221 x 90	1
DES PDM KN/21B	1732041021					
DES PDM KN/19G	1732040019	4	3 / 6	192 x 62	221 x 90	1
		3	5 / 10			
		1	9 / 15			
DES PDM KN/19B	1732041020	6	14 / 22	192 x 62	221 x 90	1
		3	19 / 27			
		2	22 / 30			

Dimensions (mm)



IP66

NEMA 12

UL TYPE 12



ECOLAB



RoHS COMPLIANT





DES PDP



Round base, cone-shaped cable entry plate with locknut

FEATURES

- For diameters from 2,5 to 64 mm
- Reinforcing base plate
- Cost efficient solution
- UL94-V0 for grey and black
- ATEX version on request (Group 7)

The DES PDP is available in M25, M32, M40, M50, M63 and M75 sizes, enabling non-terminated cables with diameter from 2,5 to 64 mm to pass through the walls of the electrical cabinets.

The reinforcing base plate increases the stability when large cables are used.


Material: TPE, halogens and silicones free

Flammability: self-extinguishing acc. to UL94-V0

Temperature: -40°C... +110°C (static)

RELATED PRODUCTS

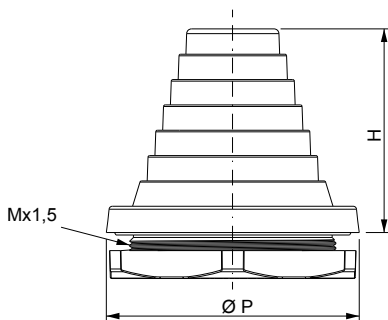
- HY360 hydraulic punch driver (page 139)



Model	Code	Nr. Cables	Ø Cable min/max (mm)	Thread	Dimensions (mm)			Pcs x conf.
					Cut-Out	ØP	H	
DES PDP 25G	1732050025	1	2,5 / 17	M25	25,5	39	46,5	10
DES PDP 32G	1732050032	1	5 / 23	M32	32,5	46	55,2	
DES PDP 40G	1732050040	1	8 / 29	M40	40,5	54	62	
DES PDP 50G	1732050050	1	17 / 42	M50	50,5	64	50	
DES PDP 63G	1732050063	1	23 / 55	M63	63,5	77	62	
DES PDP 75G	1732050075	1	38 / 64	M75	75,5	89	64	



Dimensions (mm)



* Indoor only

Model	Code	Nr. Cables	Ø Cable min/max (mm)	Thread	Dimensions (mm)			Pcs x conf.
					Cut-Out	ØP	H	
DES PDP 25B	1732052025	1	2,5 / 17	M25	25,5	39	46,5	10
DES PDP 32B	1732052032	1	5 / 23	M32	32,5	46	55,2	
DES PDP 40B	1732052040	1	8 / 29	M40	40,5	54	62	
DES PDP 50B	1732052050	1	17 / 42	M50	50,5	64	50	
DES PDP 63B	1732052063	1	23 / 55	M63	63,5	77	62	
DES PDP 75B	1732052075	1	38 / 64	M75	75,5	89	64	



up to IP66

up to NEMA 12, 4X*

UL TYPE 12





DES PDPS



Round base, cone-shaped cable entry plate with locknut

FEATURES

- For diameters from 2,5 to 64 mm
- Reinforcing base plate
- Cost efficient solution
- UL94-V0 for grey and black
- ATEX version on request (Group 7)

The DES PDPS is available in M63 and M75 sizes, enabling non-terminated cables with diameter from 23 to 64 mm to pass through the walls of the electrical cabinets. The installation of the PDPS is made from the front part, not needing to screw a nut from the opposite part of the wall. The reinforced base plate increases the stability when large cables are used.


Material: TPE+PA, halogens and silicones free

Flammability: self-extinguishing acc. to UL94-V0

Temperature: -40°C... +110°C (static)

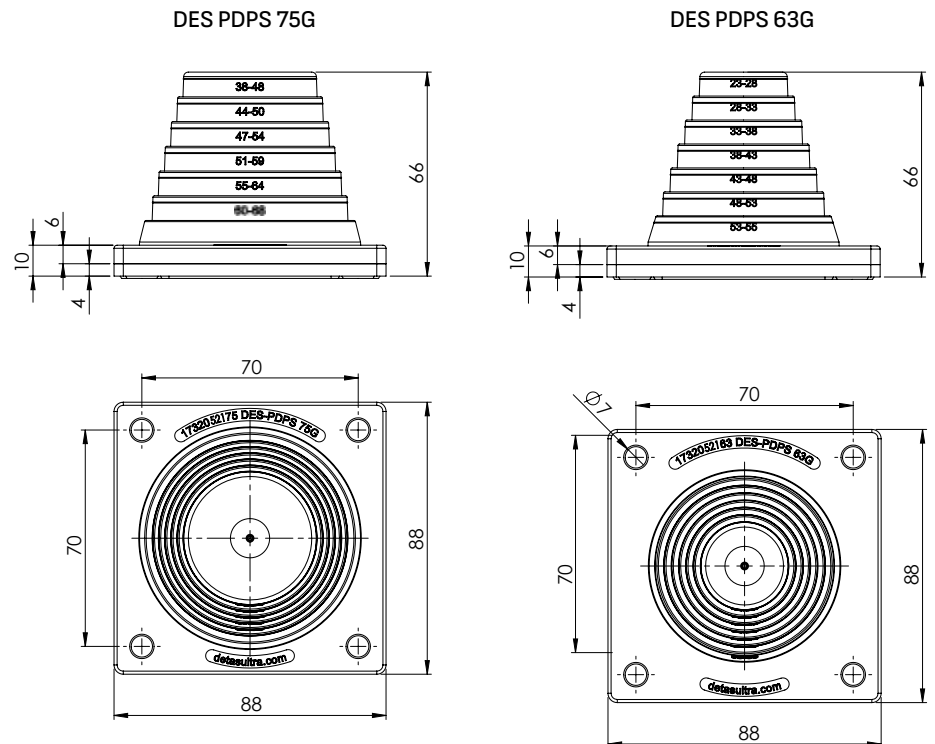
RELATED PRODUCTS

- HY360 hydraulic punch driver (page 139)



Model	Code	Nr. Cables	Ø Cable min/max (mm)	Thread	Dimensions (mm)		Pcs x conf.
					Base	Height	
DES PDPS 63G	1732052163	1	23 / 55	M63	70 x 88	66	10
DES PDPS 75G	1732052175	1	38 / 64	M75	70 x 88	66	

Dimensions (mm)



* Indoor only



up to IP66

up to NEMA 12, 4X*

UL TYPE 12



ECOLAB



RoHS COMPLIANT





DES PM 24



Cable entry plates with double membrane

FEATURES

- For large number of cables
- High retaining force thanks to the double membrane
- Cost efficient solution
- High IP protection (IP65)

The DES PM 24 is an alternative to standard cable glands on electrical, electronic and telecommunication cabinets and equipment.

The cable is pushed through the front membrane, whilst the second membrane increases the strain relief and liquid resistance.

Material: TPE, halogens and silicones free

Flammability: self-extinguishing acc. to UL94-V0

Temperature: -40°C... +110°C (static)

Wall thickness: from 1,5 to 2,5 mm

RELATED PRODUCTS

- IFP plugs (page 92)
- HY360 hydraulic punch driver (page 139)




Model	Code	Nr. Cables	Ø Cable max (mm)	Dimensions (mm)		Pcs (/pack)
				Cut-out	Plate	
DES PM 24/12G	1732052412	12	15	112 x 36 max. +0.5	144 x 46	10
DES PM 24/14G	1732052414	14	12,1			
DES PM 24/17G	1732052417	5	10,5			
		12	12,6			
DES PM 24/18G	1732052418	4	6,5			
		5	10,5			
		5	12,6			
		4	16,1			
DES PM 24/20G	1732052420	13	6,5			
		7	12,1			
DES PM 24/26G	1732052426	16	6,5			
		4	12,1			
		4	16,1			
		2	ASI			
DES PM 24/42G	1732052442	1	4,7			
		12	5			
		17	6,4			
		12	7,2			
DES PM 24/48G	1732052448	48	6,5			
DES PM 24/50G	1732052450	33	5,3			
		9	6,4			
		8	8,3			

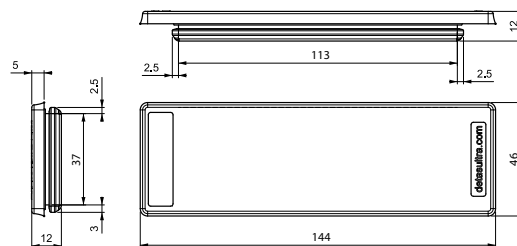
2



Double parallel membrane



Dimensions (mm)



IP65

NEMA 12

UL TYPE 12



ECOLAB



RoHS COMPLIANT



DES PM 24



Cable entry plates with double membrane

FEATURES

- For large number of cables
- High retaining force thanks to the double membrane
- Cost efficient solution
- High IP protection (IP65)

The DES PM 24 is an alternative to standard cable glands on electrical, electronic and telecommunication cabinets and equipment.

The cable is pushed through the front membrane, whilst the second membrane increases the strain relief and liquid resistance.

Material: TPE, halogens and silicones free

Flammability: self-extinguishing acc. to UL94-V0

Temperature: -40°C... +110°C (static)

Wall thickness: from 1,5 to 2,5 mm

RELATED PRODUCTS


- IFP plugs (page 92)
- HY360 hydraulic punch driver (page 139)



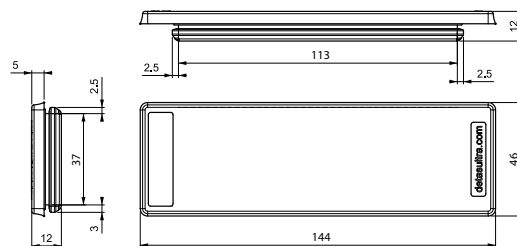
Model	Code	Nr. Cables	Ø Cable max (mm)	Dimensions (mm)		Pcs (/pack)
				Cut-out	Plate	
DES PM 24/12B	1732053413	12	15	112 x 36 max. +0.5	144 x 46	10
DES PM 24/14B	1732053415	14	12,1			
DES PM 24/17B	1732053418	5	10,5			
		12	12,6			
DES PM 24/18B	1732053419	4	6,5			
		5	10,5			
		5	12,6			
		4	16,1			
DES PM 24/20B	1732053421	13	6,5			
		7	12,1			
DES PM 24/26B	1732053427	16	6,5			
		4	12,1			
		4	16,1			
		2	ASI			
DES PM 24/42B	1732053443	1	4,7			
		12	5			
		17	6,4			
		12	7,2			
DES PM 24/48B	1732053449	48	6,5			
DES PM 24/50B	1732053451	33	5,3			
		9	6,4			
		8	8,3			



Double parallel membrane



Dimensions (mm)



IP65

NEMA 12

UL TYPE 12



ECOLAB

UL94-V0



RoHS COMPLIANT



DES PM S



Cable entry plates with double membrane

FEATURES

- For large number of cables
- High retaining force thanks to the double membrane
- Cost efficient solution
- High IP protection (IP65)

The DES PM S is an alternative to standard cable glands on electrical, electronic and telecommunication cabinets and equipment.

The cable is pushed through the front membrane, whilst the second membrane increases the strain relief and liquid resistance.

Material: TPE, halogens and silicones free

Flammability: self-extinguishing acc. to UL94-V0

Temperature: -40°C... +110°C (static)

Wall thickness: from 1,5 to 2,5 mm

RELATED PRODUCTS

- IFP plugs (page 92)

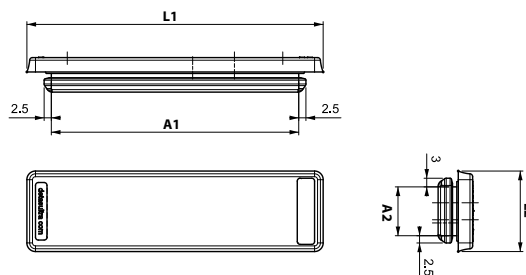


Double parallel membrane



Model	Code	Nr. Cables	Ø Cable max (mm)	Dimensions (mm)		Pcs (/pack)
				Cut-Out A1 x A2	Plate L1 x L2	
DES PM S 46/7G	1732074607	2 5	6,5 8,3	46 x 18 max. +0,5	64 x 28	10
DES PM S 46/9G	1732074609	8 1	6,5 12,1			
DES PM S 69/8G	1732076908	8	7,5	69 x 10 max. +0,5	86 x 20	
DES PM S 86/11G	1732078611	2 9	6,5 8,35	85 x 18 max. +0,5	103 x 28	
DES PM S 86/17G	1732078617	16 1	6,5 12,1			
DES PM S 112/21G	1732071221	16 4 1	6,5 8,3 12,1	112 x 18 max. +0,5	130 x 28	

Dimensions (mm)



* Indoor only



IP65

NEMA 12, 4X*

UL TYPE 12, 4X



ECOLAB

UL94-V0



RoHS COMPLIANT



DES PM S



Cable entry plates with double membrane

FEATURES

- For large number of cables
- High retaining force thanks to the double membrane
- Cost efficient solution
- High IP protection (IP65)

The DES PM S is an alternative to standard cable glands on electrical, electronic and telecommunication cabinets and equipment.

The cable is pushed through the front membrane, whilst the second membrane increases the strain relief and liquid resistance.

Material: TPE, halogens and silicones free

Flammability: self-extinguishing acc. to UL94-V0

Temperature: -40°C... +110°C (static)

Wall thickness: from 1,5 to 2,5 mm

RELATED PRODUCTS

- IFP plugs (page 92)

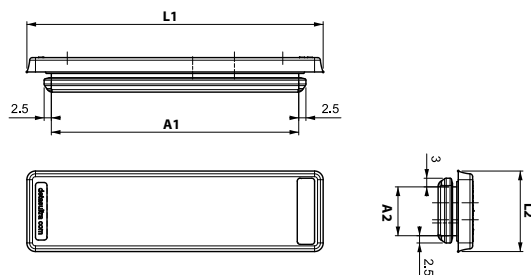


Double parallel membrane



Model	Code	Nr. Cables	Ø Cable max (mm)	Dimensions (mm)		Pcs (/pack)
				Cut-Out A1 x A2	Plate L1 x L2	
DES PM S 46/7B	1732074608	2 5	6,5 8,3	46 x 18 max. +0,5	64 x 28	10
DES PM S 46/9B	1732074610	8 1	6,5 12,1			
DES PM S 69/8B	1732076909	8	7,5	69 x 10 max. +0,5	86 x 20	
DES PM S 86/11B	1732078612	2 9	6,5 8,35	85 x 18 max. +0,5	103 x 28	
DES PM S 86/17B	1732078618	16 1	6,5 12,1			
DES PM S 112/21B	1732071222	16 4 1	6,5 8,3 12,1	112 x 18 max. +0,5	130 x 28	

Dimensions (mm)



* Indoor only



IP65

NEMA 12, 4X*

UL TYPE 12, 4X



ECOLAB

UL94-V0



RoHS COMPLIANT



DES PMU



Round cable entry plates with double membrane for single cable

FEATURES

- Metric sizes
- Quick to install
- Cost efficient solution
- High IP protection (IP66)
- Reduced thickness

The round metric DES PMU is an alternative to standard cable glands on electrical, electronic and telecommunication cabinets and equipment.

The cable is pushed through the front membrane, whilst the second membrane increases the strain relief and liquid resistance.

Material: TPE, halogens and silicones free


Flammability: self-extinguishing acc. to UL94-V0

Temperature: -40°C... +110°C (static)

Wall thickness: from 1,5 to 2,5 mm

RELATED PRODUCTS

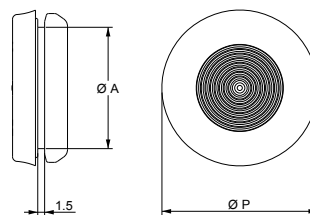
- IFP plugs (page 92)
- HY360 hydraulic punch driver (page 139)



Model	Code	Nr. Cables	Ø Cable max (mm)	Dimensions (mm)		Pcs (/pack)
				Ø Cut-Out	Ø Plate	
DES PMU 16G	1732060116	1	10	16,5	24	10
DES PMU 20G	1732060120	1	13	20,5	29	
DES PMU 25G	1732060125	1	15	25,4	34	
DES PMU 32G	1732060132	1	22	32,5	40	
DES PMU 16B	1732061116	1	10	16,5	24	
DES PMU 20B	1732061120	1	13	20,5	29	
DES PMU 25B	1732061125	1	15	25,4	34	
DES PMU 32B	1732061132	1	22	32,5	40	

Dimensions (mm)

Double parallel membrane



* Indoor only



IP66

NEMA 12, 4X*

UL TYPE 12, 4X



ECOLAB



RoHS COMPLIANT



DES PM M



Round cable entry plates with double membrane

FEATURES

- For large number of cables
- High retaining force thanks to the double membrane
- Cost efficient solution
- High IP protection (IP65)
- Metric sizes



The round metric DES PM M is an alternative to standard cable glands on electrical, electronic and telecommunication cabinets and equipment. The cable is pushed through the front membrane, whilst the second membrane increases the strain relief and liquid resistance.

Material: TPE, halogens and silicones free

Flammability: self-extinguishing acc. to UL94-V0

Temperature: -40°C... +105°C (static)

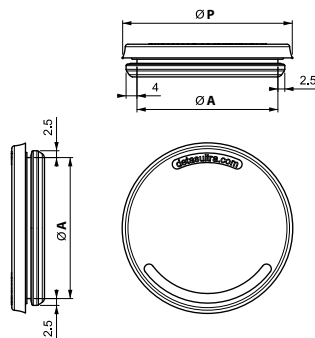
Wall thickness:

- Type 1 - from 1,5 to 2,5 mm
- Type 2 - from 2,8 to 4 mm


RELATED PRODUCTS

- IFP plugs (page 92)
- HY360 hydraulic punch driver (page 139)

Dimensions (mm)



Double parallel membrane



Model	Code	Nr. Cables	Ø Cable max (mm)	Dimensions (mm)		Pcs (/pack)
				Cut-Out min/max	Plate L1 x L2	
DES PM M25/4G	Type 1 1732062504	4	8	25 / 26 25,5	34	10
	Type 2 1732062506	4 2	5,2 9,4			
DES PM M32/10G	Type 1 1732063210	6	7,5	32 / 33 32,5	40	10
	Type 2 1732263210	2				
DES PM M40/16G	Type 1 1732064016	2	3,8	40 / 41 40,5	52	10
		10	5,3			
DES PM M40/9G	Type 1 1732064009	2	8,3			
		2	10,3			
DES PM M50/9G	Type 1 1732065009	1	12			
		8	9,5			
DES PM M50/11G	Type 1 1732065011	5	7			
		4	18,3			
DES PM M50/12G	Type 1 1732065012	7	7	50 / 51 50,5	62	10
		3	11,4			
DES PM M50/15G	Type 1 1732265012	1	22			
		10	9			
DES PM M50/17G	Type 1 1732065015	2	11,4			
		2	11,4			
DES PM M50/20G	Type 1 1732065017	2	6			
		4	7,2			
DES PM M50/20G	Type 1 1732065015	4	9,7			
		5	12			
DES PM M50/17G	Type 1 1732065017	5	5,5			
		5	6,5			
DES PM M50/20G	Type 1 1732065017	3	9,7			
		4	11,4			
DES PM M50/20G	Type 1 1732065020	16	6,5			
		4	9,7			

* Indoor only



IP65

NEMA 12

UL TYPE 12



ECOLAB



RoHS COMPLIANT



DES PM M



Round cable entry plates with double membrane

FEATURES

- For large number of cables
- High retaining force thanks to the double membrane
- Cost efficient solution
- High IP protection (IP65)
- Metric sizes



The round metric DES PM M is an alternative to standard cable glands on electrical, electronic and telecommunication cabinets and equipment.

The cable is pushed through the front membrane, whilst the second membrane increases the strain relief and liquid resistance.

Material: TPE, halogens and silicones free

Flammability: self-extinguishing acc. to UL94-V0

Temperature: -40°C... +105°C (static)

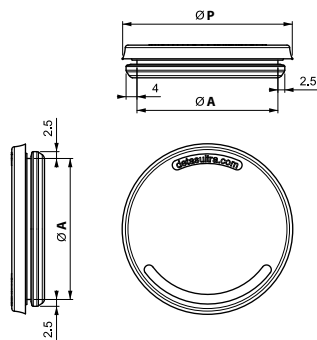
Thickness parete

- Tipo 1 - da 1,5 a 2,5 mm
- Tipo 2 - da 2,8 a 4 mm


RELATED PRODUCTS

- IFP plugs (page 92)
- HY360 hydraulic punch driver (page 139)

Dimensions (mm)



Double parallel membrane



* Indoor only

Model	Code	Nr. Cables	Ø Cable max (mm)	Dimensions (mm)		Pcs (/pack)
				Cut-Out min/max	Plate L1 x L2	
DES PM M25/4B	Type 1 1732063505	4	8	25 / 26 25,5	34	10
	Type 2 1732063507	4 2	5,2 9,4			
DES PM M32/10B	Type 1 1732064211	6	7,5	32 / 33 32,5	40	10
	Type 2 1732264211	2				
DES PM M40/16B	Type 1 1732064017	2	3,8	40 / 41 40,5	52	10
		10	5,3			
		2	8,3			
		2	10,3			
DES PM M40/9B	Type 1 1732064012	1	12	50 / 51 50,5	62	10
		8	9,5			
DES PM M50/9B	Type 1 1732066010	5	7	50 / 51 50,5	62	10
		4	18,3			
DES PM M50/11B	Type 1 1732066012	7	7	50 / 51 50,5	62	10
		3	11,4			
		1	22			
DES PM M50/12B	Type 1 1732066013	10	9	50 / 51 50,5	62	10
	Type 2 1732266013	2	11,4			
DES PM M50/15B	Type 1 1732066016	2	6	50 / 51 50,5	62	10
		4	7,2			
		4	9,7			
		5	12			
DES PM M50/17B	Type 1 1732066018	5	5,5	50 / 51 50,5	62	10
		5	6,5			
		3	9,7			
		4	11,4			
DES PM M50/20B	Type 1 1732066021	16	6,5	50 / 51 50,5	62	10
		4	9,7			



IP65

NEMA 12

UL TYPE 12



ECOLAB



RoHS COMPLIANT



Stainless steel extension for metric threads

FEATURES

- Standard version L=50mm, other dimensions on request
- Modular
- AISI304 Stainless steel



EDM extensions are used when round cable entry plate with or without connectors are used with thicker panels.

The standard version allows installation in wall thicknesses up to 45 mm, although it is possible to use more units by doubling the depth.

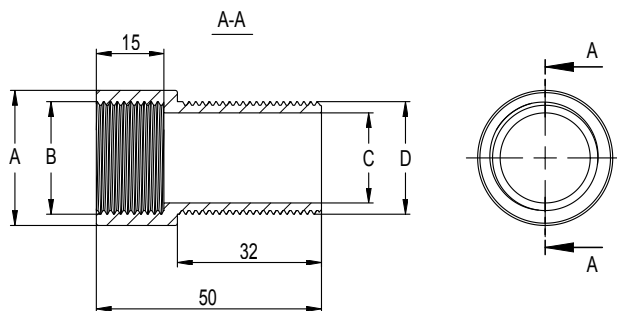
Material: Stainless steel AISI304

RELATED PRODUCTS

- DESPRED
- DESCLICK
- DESPRED 50
- OSF
- PDM M
- PDP
- PDMU

Model	Code	Dimensions (mm)		Threads		Pcs (/pack)
		A	C	B	D	
EDM25-50	1732290025	Ø30	Ø20	M25	M25	1
EDM32-50	1732290032	Ø37	Ø26	M32	M32	
EDM40-50	1732290040	Ø45	Ø33	M40	M40	
EDM50-50	1732290050	Ø55	Ø43	M50	M50	
EDM63-50	1732290063	Ø68	Ø56	M63	M63	

Dimensions (mm)





IFP

Plugs for cable entry plates

FEATURES

- Plugs for holes with diameter from 4,5 to 22,5 mm

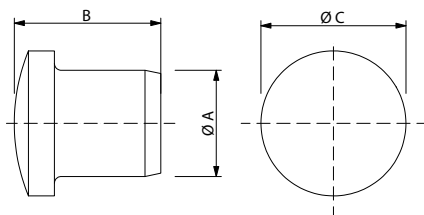
The IFP inserts fit into the holes of the cable entry plates so that they can be used many times. They range from 4,5 to 22,5 mm diameter.

Material: PA6, halogens and silicones free
Flammability: self-extinguishing acc. UL94-HB
Temperature: -30°C... +100°C (static)

RELATED PRODUCTS

- DES PM
- DES PDM
- SPP K Grommets
- SPP M Grommets
- SPG K Grommets
- SPG M Grommets

Dimensions (mm)



Model	Code	Ø Hole (mm)	Dimensions (mm)			Pcs (/pack)
			A	B	C	
IFP 5G	1732070002	4,5 - 8,0	5,5	12,5	10,0	10
IFP 9G	1732070004	8,0 - 12,0	9,5	16,0	13,5	
IFP 12G	1732070006	12,0 - 16,0	12,0	16,5	16,5	
IFP 16G	1732070008	16,0 - 19,0	16,0	19,5	20,5	
IFP 20G	1732070010	20,0 - 22,5	20,0	21,5	24,5	
IFP 5B	1732070012	4,5 - 8,0	5,5	12,5	10,0	10
IFP 9B	1732070014	8,0 - 12,0	9,5	16,0	13,5	
IFP 12B	1732070016	12,0 - 16,0	12,0	16,5	16,5	
IFP 16B	1732070018	16,0 - 19,0	16,0	19,5	20,5	



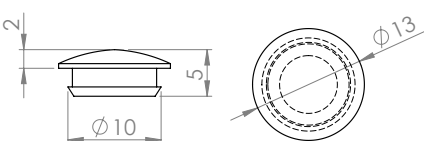
DES PDM CAPS

Caps for cable entry plates

FEATURES

- Caps with convex head
- Available with black color
- For DES PDM cable entry plates

Dimensions (mm)



The DES PDM CAPS keeps the product clean from the front, preventing dirt from settling in the screw seats.

Material: Polyethylene PE-HD

RELATED PRODUCTS

- DES PDM 24
- DES PDM 24 FT
- DES PDM Q
- DES PDM S
- DES PDM KN



Model	Code	Ø Hole (mm)	Dimensions (mm)			Pcs (/pack)
			A	B	C	
DES PDM CAPS	1732019980	9,5	13	10	5	10





Round cable entry plates for single cable

FEATURES

- Metric size
- Quick installation
- Cost effective
- High degree of protection (IP67)
- Grey color

The cable entry RCS series allow single cables without connectors to pass through walls up to 4mm thick. Simply puncture the outer membrane slightly and push the cable through the grommet. They are available in gray for cable diameters from 4 to 34mm.

Material: EPDM, halogens and silicones free


Flammability: self-extinguishing sec. UL94-V0

Temperature: -40°C... +110°C (statica)

Wall thickness: from 0,5 a 4 mm

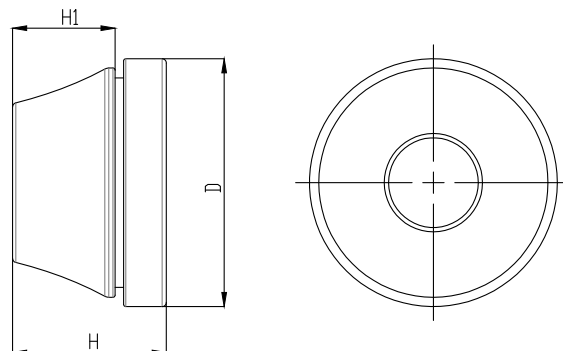
RELATED PRODUCTS

- HY360 hydraulic punch driver (pag. 139)



Model	Code	Nr. Cables / Ø (mm)	Ø Hole (mm)	Dimensions (mm)			Wall thickness (mm)	Pcs (/pack)
				H	H1	D		
RCS M12G	1732067012	1 / 3-5	12,5	17,3	10,5	20	0,5 - 2	100
RCS M16G	1732067016	1 - 5-9	16,5	19	11,5	21	0,5 - 2	
RCS M20G	1732067020	1 - 7-13	20,5	20,5	12,7	25,5	0,5 - 2	
RCS M25G	1732067025	1 - 10-17	25,5	22,6	15,5	31	0,5 - 2	
RCS M32G	1732067032	1 - 14-20	32,5	25,5	17,5	39	1-4	
RCS M40G	1732067040	1 - 19-26	40,5	30	20,4	48	1-4	
RCS M50G	1732067040	1 - 26-34	50,5	36	23,9	58,6	1-4	

Dimensions (mm)



up to
IP66
IP67



RoHS
COMPLIANT




GROUP 3

Strain relief modules





Strain relief modules - screw fixing



FEATURES

- Modules also available with aluminum or brass bushings
- Strain relief acc. to EN 62444
- Easy to install
- Cost efficient solution
- UL94-V0

The AP modules are used in electrical switchboards and equipment in order to keep the cables tidy whilst providing strain relief according to EN 62444.

The cables can be fixed with standard plastic ties or reusable velcro ties. Spacers are available for multi-tier applications.

Material: PA66, halogens and silicones free

Flammability: self-extinguishing acc. to UL94-V0

Temperature: -40°C... +140°C (static)

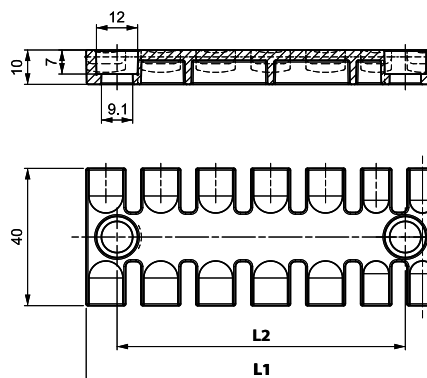
RELATED PRODUCTS

- DZ spacers (page 99)
- FV cable ties (page 103)

Modules without bushings

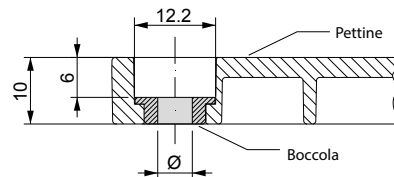
Model	Code	Dimensions (mm)		Teeth	Pcs (/pack)
		L1	L2		
AP 39	1733020003	38,5	19,5	3	10
AP 60	1733020004	59,5	43,5	4	
AP 70	1733020005	69,1	43,5	5	
AP 87	1733020006	86,5	68	6	
AP 103	1733020007	102,5	84	7	
AP 121	1733020008	121	102,5	8	
AP 140	1733020009	139,5	121	9	
AP 180	1733020010	180	157	12	

Dimensions (mm)





Strain relief modules - screw fixing



Modules with aluminum bushings

Modules with brass bushings

Model	Code	Bushing	Model	Code	Bushing	Dimensions (mm)		Teeth	Pcs (/pack)
						L1	L2		
AP 39 BA4	1733021403	Ø 4 mm	AP 39 BR4	1733022403	Ø 4 mm	38,5	19,5	3	10
AP 60 BA4	1733021404		AP 60 BR4	1733022404		59,5	43,5	4	
AP 70 BA4	1733021405		AP 70 BR4	1733022405		69,1	43,5	5	
AP 87 BA4	1733021406		AP 87 BR4	1733022406		86,5	68	6	
AP 103 BA4	1733021407		AP 103 BR4	1733022407		102,5	84	7	
AP 121 BA4	1733021408		AP 121 BR4	1733022408		121	102,5	8	
AP 140 BA4	1733021409		AP 140 BR4	1733022409		139,5	121	9	
AP 180 BA4	1733021410		AP 180 BR4	1733022410		180	157	12	
AP 39 BA5	1733021503	Ø 5 mm	AP 39 BR5	1733022503	Ø 5 mm	38,5	19,5	3	
AP 60 BA5	1733021504		AP 60 BR5	1733022504		59,5	43,5	4	
AP 70 BA5	1733021505		AP 70 BR5	1733022505		69,1	43,5	5	
AP 87 BA5	1733021506		AP 87 BR5	1733022506		86,5	68	6	
AP 103 BA5	1733021507		AP 103 BR5	1733022507		102,5	84	7	
AP 121 BA5	1733021508		AP 121 BR5	1733022508		121	102,5	8	
AP 140 BA5	1733021509		AP 140 BR5	1733022509		139,5	121	9	
AP 180 BA5	1733021510		AP 180 BR5	1733022510		180	157	12	
AP 39 BA6	1733021603	Ø 6 mm	AP 39 BR6	1733022603	Ø 6 mm	38,5	19,5	3	
AP 60 BA6	1733021604		AP 60 BR6	1733022604		59,5	43,5	4	
AP 70 BA6	1733021605		AP 70 BR6	1733022605		69,1	43,5	5	
AP 87 BA6	1733021606		AP 87 BR6	1733022606		86,5	68	6	
AP 103 BA6	1733021607		AP 103 BR6	1733022607		102,5	84	7	
AP 121 BA6	1733021608		AP 121 BR6	1733022608		121	102,5	8	
AP 140 BA6	1733021609		AP 140 BR6	1733022609		139,5	121	9	
AP 180 BA6	1733021610		AP 180 BR6	1733022610		180	157	12	

3





Strain relief modules for DIN and Omega rails

FEATURES

- Strain relief according to EN 62444
- Easy to install
- Cost efficient solution
- UL94-V0

The APD modules are used in electrical cabinets to organise the cables whilst providing strain relief according to EN 62444.

The cables can be fixed with standard plastic ties or reusable velcro ties.

Material: TPE

Flammability: self-extinguishing acc. to UL94-V0

Temperature: -40°C... +140°C (static)

Features: halogens and silicones free

RELATED PRODUCTS

- FV cable ties (page 103)



Model	Code	Dimensions (mm)		Teeth	Pcs (/pack)
		L1	L2		
APD 39	1733000003	38,5	28,3	3	10
APD 80	1733000006	79,5	68	4	
APD 140	1733000009	139,5	128,1	9	
APD 180	1733000012	180	157	12	

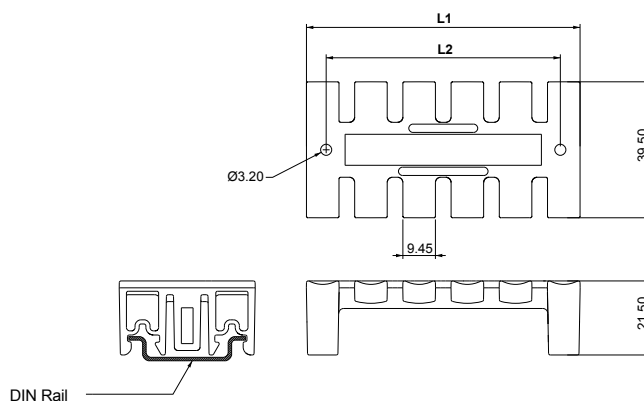


APD 39-80-140



APD 180

Dimensions (mm)





AP-DP

Strain relief modules - double comb for screw fixing

FEATURES

- Strain relief acc. to EN 62444
- Easy to install
- Cost efficient solution
- UL94-V0

The AP-DP modules are used in electrical switchboards and equipment keeping cables of various sizes tidy whilst providing strain relief according to EN 62444. The cables can be fixed with standard plastic ties or reusable Velcro ties. Spacers are available for multi-tier applications.

Material: PA66

Flammability: self-extinguishing acc. to UL94-V0

Temperature: -40°C... +140°C (static)

Features: halogens and silicones free

RELATED PRODUCTS



- DZ spacers (page 99)
- FV cable ties (page 103)



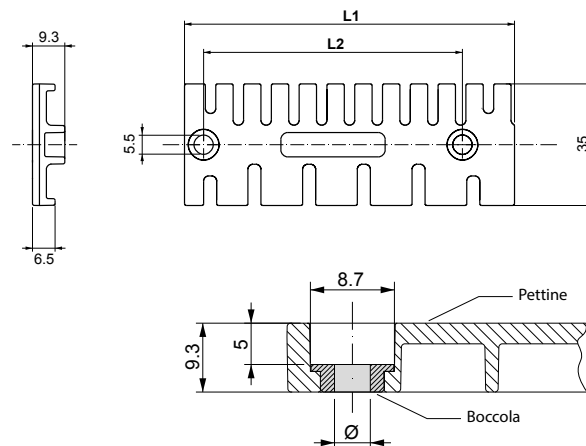
Aluminum bushing



Brass bushing

Model	Code	Bushing	Dimensions (mm)		Teeth	Pcs (/pack)
			L1	L2		
AP-DP 63	1733010047	-	63,4	42	3	10
AP-DP 95	1733010611	-	95	74,5	4	
AP-DP 119	1733010713	-	119	108	9	
AP-DP 63-BA	1733011447	 Ø 4 mm	63,4	42	12	
AP-DP 95-BA4	1733011411		95	74,5	3	
AP-DP 119-BA4	1733011413		119	108	4	
AP-DP 63-BR4	1733012447	 Ø 4 mm	63,4	42	9	
AP-DP 95-BR4	1733012411		95	74,5	12	
AP-DP 119-BR4	1733012413		119	108	3	

Dimensions (mm)





FEATURES

- Increase in cable bundle density

The spacers are used to build a multi-tier system in the case of a large number of cables.

Material: Aluminium

RELATED PRODUCTS

- AP strain relief modules
- AP-DP double-comb strain relief modules



Model	Code	Suitable for	Dimensions (mm)			Pcs (/pack)
			H	D1	D2	
DZ 30	1733020011	AP-DP	30	7	5,2	10
DZ 32	1733020012	AP	32	12	6,2	



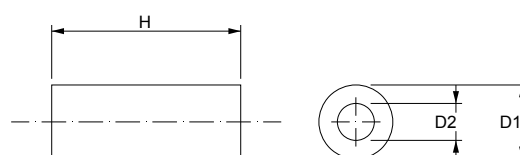
DZ 32



DZ 30



Dimensions (mm)





MFK - MFY

Cable fixing clamps

FEATURES

- For cable diameter from 13 to 95 mm
- Strain relief acc. to EN 61914
- Fixing screws not included

The MFK/MFY cable clamps are used to secure cables with diameters up to 95 mm diameter in safe and strain relief position. The MFK is used for single cable and the MFY is used up to three cables.

They are normally used in electrical installation to keep the cables in the right position according to EN 61914 strain relief standard.

Material: PA, halogens and silicones free

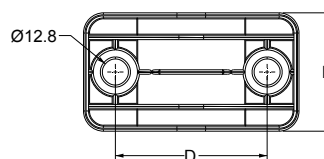
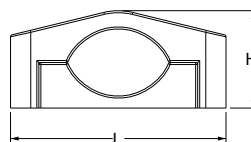
Flammability: self-extinguishing acc. to UL94-V0

Temperature: -40°C... +140°C (static)



Model	Code	Nr. Cables	Ø Cable min/max (mm)	Dimensions (mm)				Pcs (/pack)
				L	B	H	D	
MFK 13-25	1733030010	1	13/25	87,5	47	35	60	1
MFK 20-36	1733030015	1	20/36	88	58	42	60	
MFKD 36-52	1733030021	1	36/52	106,5	59	49,5	75	
MFK 55-75	1733030025	1	55/75	113,5	59	52	83	
MFK 75-95	1733030030	1	75/95	128	59	64,5	95	
MFY 27-38	1733030040	3	27/38	175	70	73,5	125	
MFY 38-51	1733030050	3	38/51	189	76	94	144	
MFY 51-69	1733030060	3	51/69	214	80,5	121	168	

Dimensions (mm)





Reusable cable ties for single or multiple wiring

FEATURES

- For cables with diameter from 7 to 32 mm
- Strain relief according to EN 62444
- Fastening with adhesive and/or with screw (not included)
- Reusable
- Cost effective and practical solution

The CFP series cable clamps are used for single or multiple cables offering an available space ranging from 7 to 32mm. They are reusable and lock the cable or cables with excellent anti-snap traction and are installed in a very short time. Fixing is done with an adhesive base and/or with a central screw.

Material: PA66, halogens and silicones free

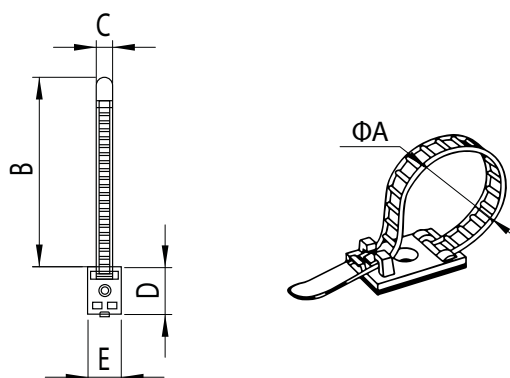
Flammability: self-extinguishing acc. to UL94-V2

Temperature: -20°C... +100°C (static)



Model	Code	Ø A min/max (mm)	Dimensions (mm)				Pcs (/pack)
			B	C	D	E	
CFP 1	1733030110	7 - 24	91	8	25	18	100
CFP 2	1733030120	10 - 24	90	12	30	21	
CFP 3	1733030130	10 - 32	110	12	30	21	

Dimensions (mm)





FV OW

Velcro® ONE-WRAP® ties

FEATURES

- The Velcro® ties can be reusable many times
- Adaptable to the cable shape
- Suitable for high vibration scenarios
- Packed pre-cutted in reels
- Without glue, no chemical traces
- Standard color black, other colors on demand

The Velcro® cable ties allow a large number of cables to be bundled together. They prevent damage during vibration events and can be reused several times. The OW series includes already pre-cutted ties conveniently packed in 100 pcs reel.

Material: PP + Nylon

Flammability: self-extinguishing acc. UL94-V2

Temperature: 0°C... +104°C (static)

RELATED PRODUCTS

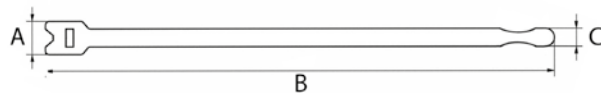
- AP strain relief modules
- AP-DP double-comb strain relief modules
- APD strain relief modules for DIN rails



Model	Code	Dimensions (mm)			Pcs (/pack)
		A	B	C	
OW13	1733021012	13	200	7	100
OW20	1733021013	20	230	13	



Dimensions (mm)






Hook and loop cable ties

FEATURES

- The hook and loop cable ties can be reused
- Adaptable to the shape of the cable bundles
- Particularly effective in the event of vibration
- Also available in reels



Hook and loop cable ties allow a large number of cables to be bundled together. They prevent damage in the event of vibration and can be reused many times. They are available in 3 different types or in 25 m reels.

Material: PE + Nylon

Flammability: self-extinguishing acc. UL94-V2



Temperature: 0°C... +104°C (static)

RELATED PRODUCTS

- AP strain relief modules
- AP-DP double-comb strain relief modules
- APD strain relief modules for DIN rails

Model	Code	Dimensions		Pcs (/pack)
		B	C	
FV1	1733020020	200 mm	10	100
FV2	1733020025	200 mm	13	
FV3	1733020030	300 mm	17	
BOB 10X25	1733021010	25 m	10	1
BOB 20X25	1733021020	25 m	20	
BOB 15X10	1733021006	10 m	15	
BOB 19X10	1733021008	10 m	19	
BOB 38X10	1733021009	10 m	38	

Dimensions (mm)





FEATURES

- Especially designed for food and pharma industries
- Self-extinguishing UL94-V2
- 4 measures standard, others on request
- Useable in the HACCP process

The metal detectable cable ties are FDA compliant for Food & Pharma industries application. A particular production process add a metallic pigment which makes the cable ties detectable by x-rays and metal detectors.

They can be used in the HACCP process reducing the risk of food contamination. The blue color help the visual recognition.

Material: PA66

Flammability: self-extinguishing acc. UL94-V2

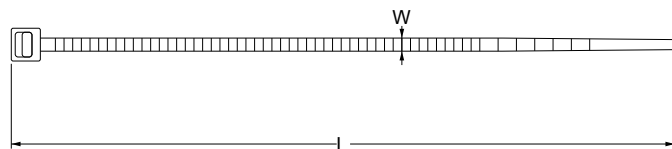
Temperature: -40°C... +85°C (static)

RELATED PRODUCTS

- DES PDM 24 CLEAN
- FVM cable ties


Model	Code	Dimensions (mm)		Pcs (/pack)
		L	W	
FVM101	1733021101	100	2,5	100
FVM150	1733021150	150	3,6	
FVM200	1733021200	200	4,8	
FVM300	1733021300	300	4,8	

Dimensions (mm)





Fixing clips for metal detectable cable ties



FEATURES

- Specific for the food and pharmaceutical industry
- UL94-HB
- Double fixing system: adhesive or screws
- Fixing on four sides
- Can be used in the HACCP process

The fixing clips for FVM cable ties are specially designed for the food and pharmaceutical industry. An exclusive manufacturing process includes a metallic pigment that makes them detectable by metal detectors or X-ray devices. The mounting supports allow the fixing of the clamps even in areas with high vibrations, thanks to the 4 direction fixing. Can be used in the HACCP process reducing the risk of food contamination. The blue colour facilitates visual recognition.

Material: PA66


Flammability: UL94-HB

Temperature: -40°C... +85°C (static)

RELATED PRODUCTS

- DES PDM 24 clean
- FVM cable ties


Model	Code	Dimensions (mm)				Ø A min/max (mm)	Pcs (/pack)
		B	C	D	E		
FVS-Q1	1733021305	12,8	12,8	3,4	-	3,2	
FVS-Q2	1733021310	19	19	4,2	3,5	4	100
FVS-Q3	1733021315	28,1	28,1	5,2	5,7	5,3	
FVS-R8	1733021325	14,8	9,5	7,2	4,5	4,8	100
FVS-T10	1733021335	21,7	15,9	9,7	4,5	9	100



FVS-T10

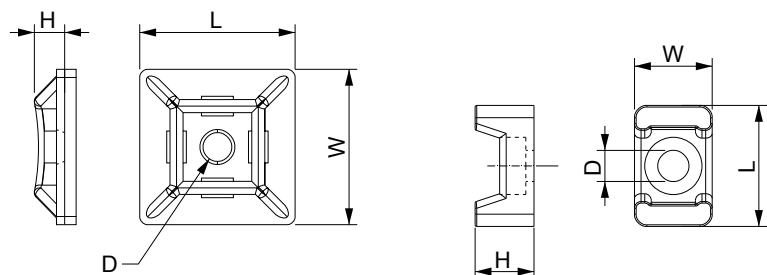


FVS-R8



FVS-Q

Dimensions (mm)





GROUP 4

EMC shielding





Shield clamps without foot

FEATURES

- Suitable for a wide range of cable diameters from 1,5 to 22 mm
- Ideal adherence to cable shielding
- **Increased wings length for easier cable insertion**
- Constant pressure on the cable sheath without having to run tests and checks
- High vibration resistance



The MSS2 shield clamps enable the cable shield to be grounded easily and effectively. The MSS2 shield clamps can be fixed with screws or rivets.

Material: spring steel, zinc plated

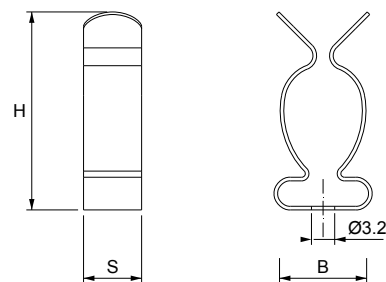
RELATED PRODUCTS

- MB DIN rail bases (page 130)

Model	Code	Clamping range (mm)	Dimensions (mm)			Pcs (/pack)
			B	H	S	
MSS2 1.5-3	1734010210	1,5 - 3	11	13,5	8	50
MSS2 3-6	1734010220	3 - 6	11	16	8	50
MSS2 7-9	1734010230	7 - 9	11	18,5	8	50
MSS2 9-12	1734010240	9 - 12	12	22	8	50
MSS2 11-17	1734010250	11 - 17	13,5	27	8	50
MSS2 18-22	1734010260	18 - 22	22	36,5	8	50
MSS2 22-30	1734010270	22 - 30	22	43	12	10



Dimensions (mm)





FEATURES

- Suitable for a wide range of cable diameters from 30 to 74 mm
- Ideal adherence to cable shielding
- Possibility to mount the springs easily, no need to use tools
- Constant pressure on the cable sheath without having to run tests and checks
- High vibration resistance, maintenance free



The MSS shield clamps enable the cable shield to be grounded easily and effectively. The MSS shield clamps can be fixed with screws or rivets.

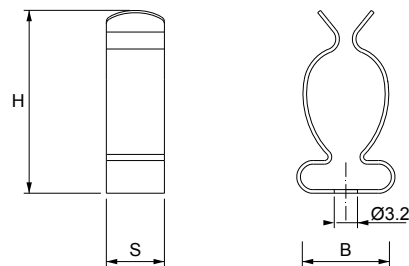
Material: spring steel, zinc plated

RELATED PRODUCTS

- MB DIN rail bases (page 130)

Model	Code	Clamping range (mm)	Dimensions (mm)			Pcs (/pack)
			B	H	S	
MSS 30-37	1734010080	30 - 37	40	55	12	10
MSS 38-48	1734010090	38 - 48	40	64	12	
MSS 50-60	1734010095	50 - 60	50	74,5	12	
MSS 62-74	1734010100	62 - 74	62	88	12	

Dimensions (mm)





MSS3



Shield clamps without base

FEATURES

- Suitable for a wide range of cable diameters from 1,5 to 10 mm
- Side by side mounting possible
- Ideal contact to cable shielding
- Easy cable insertion
- Constant pressure on the cable sheath without having to run tests and checks
- High vibration resistance



The MSS3 shield clamps enable the cable shield to be grounded easily and effectively. Thanks to the particular design, they allow an easy cable insertion by leveraging on the longer side. They also guarantee maximum space saving and side-by-side mounting even with the cable inserted.

Material: spring steel, zinc plated

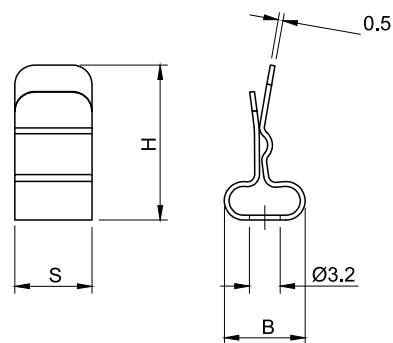
RELATED PRODUCTS

- MB DIN rail bases (page 130)

	Model	Code	Clamping range (mm)	Dimensions (mm)			Pcs (/pack)
				B	H	S	
NEW	MSS3 1,5-3	1734010280	1,5 - 3	8,4	16,1	8	50
	MSS3 3-7	1734010281	3 - 7	8,4	21,9	8	50
	MSS3 6-10	1734010285	6 - 10	8,5	24,7	8	50



Dimensions (mm)





FEATURES

- Suitable for a wide range of cable diameters from 3 to 19 mm
- Snap-in assembly, no need to use tools
- Ideal adherence to cable shielding
- Constant pressure on the cable sheath without having to run tests and checks
- High vibration resistance, maintenance free




The MSL shield clamps enable the cable shield to be grounded easily and effectively. The MSL shield clamps can be fixed with screws or rivets.

Material: spring steel, zinc plated

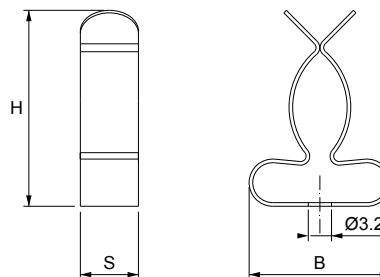
RELATED PRODUCTS

- MB DIN rail bases (page 130)

Model	Code	Clamping range (mm)	Dimensions (mm)			Pcs (/pack)
			B	H	S	
MSL 3-9	1734010310	3 - 9	16,5	20,6	8	50
NEW MSLB 3-12	1734010330	3 - 12	16	15,9	8	50
MSL 10-19	1734010320	10 - 19	19,5	27	8	50



Dimensions (mm)





Screw fixing shield clamps

FEATURES

- Suitable for a cable range from 1,5 to 12 mm diameter
- Useful in small places
- Screw fixing hole M4
- Constant pressure on the cable sheath

The MSM and MSML shield clamps enable the cable shield to be grounded easily and effectively.

The shield clamp can be fixed with a M4 screw or rivet.

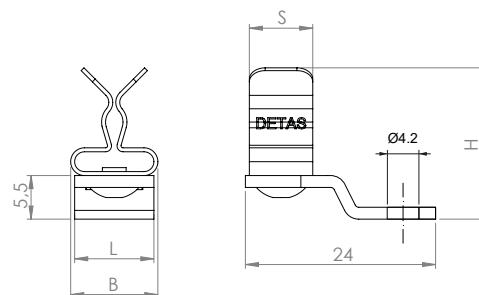
Material: spring steel, zinc plated



Model	Code	Clamping range (mm)	Dimensions (mm)				Pcs (/pack)
			L	B	H	S	
MSM 1.5-3	1734030110	1,5 - 3	10	11	19	11	50
MSM 3-6	1734030120	3 - 6	10	11	21,5	11	
MSM 7-9	1734030130	7 - 9	10	11	24	11	
MSM 9-12	1734030140	9 - 12	10	12	27,5	12	
MSML 3-9	1734030180	3 - 9	10	13,5	22	8	



Dimensions (mm)





FEATURES

- Suitable for a range of cables from 1,5 to 30 mm
- Shield grounding and strain relief in the same device
- Double cable tie
- Snap-in assembly, no need to use tools
- Constant pressure on the cable sheath without having to run tests and checks
- Available with hole M5

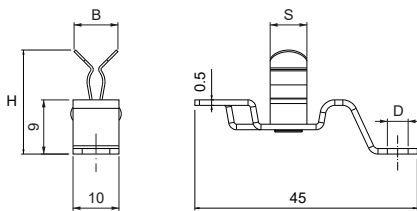


The MSA shield clamps enable the cable shield to be grounded easily and effectively. They secure the anti-tear function on the cable by fixing it with one or two cable ties. The shield clamp can be fixed with a M4 screw. The strain relief function complies with EN 62444 standards.

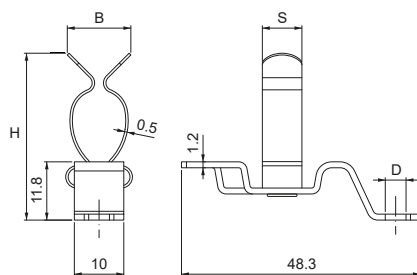
Material: spring steel, zinc plated

Dimensions (mm)

Thickness 0.5 version



Thickness 1,2 version



Model	Code	Clamping range (mm)	Hole	Thickness	Dimensions (mm)			Pcs x conf.
					B	H	S	
MSA 1.5-3	1734030010	1,5 - 3	M4	0,5	11	17	8	50
	1734030011		M5	1,2				
MSA 3-6	1734030020	3 - 6	M4	0,5	11	20	8	
	1734030021		M5	1,2				
MSA 7-9	1734030030	7 - 9	M4	1,2	11	25	8	
	1734030031		M5	1,2				
MSA 9-12	1734030040	9 - 12	M4	1,2	13,5	34	8	
	1734030041		M5	1,2				
MSA 11-17	1734030050	11 - 17	M4	0,5	12	31	8	
	1734030052		M4	1,2				
	1734030051		M5	1,2				
MSA 18-22	1734030060	18 - 22	M4	1,2	22	43	8	
	1734030061		M5	1,2				
MSA 22-30	1734030070	22 - 30	M4	1,2	22,5	50	12	
	1734030071		M5	1,2				
MSAL 3-9	1734030080	3 - 9	M4	1,2	16,5	27	8	
	1734030081		M5	1,2				
MSAL 10-19	1734030090	10 - 19	M4	1,2	19,5	30,5	8	
	1734030091		M5	1,2				






Shield clamps with screw fixing with double cable tie secure

FEATURES

- Suitable for a range of cables from 1,5 to 30 mm
- Possibility of obtaining shield grounding and anti-tear functions with a single device
- Double cable tie
- Snap-in assembly, no need to use tools
- Constant pressure on the cable sheath without having to run tests and checks



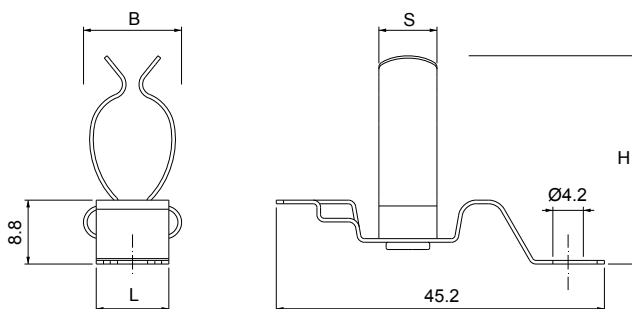
The MSE shield clamps enable the cable shield to be grounded easily and effectively. They secure the strain relief function on the cable by fixing it with one or two cable ties. The shield clamp can be fixed with a M4 screw.

They secure the strain relief function in compliance with EN 62444 by fixing the cable it with one or two cable ties.

Material: spring steel, zinc plated

Model	Code	Clamping range (mm)	Dimensions (mm)				Pcs (/pack)
			L	B	H	S	
MSE 1.5-3	1734050010	1,5 - 3	10	11	15,5	8	50
MSE 3-6	1734050020	3 - 6	10	11	17,5	8	
MSE 7-9	1734050030	7 - 9	10	11	21	8	
MSE 9-12	1734050040	9 - 12	10	12	22,5	8	
MSE 11-17	1734050050	11 - 17	10	13,5	29	8	
MSE 18-22	1734050060	18-22	10	22	37	8	
MSE 22-30	1734050070	22-30	10	22,5	46,5	12	
MSEL 3-9	1734050080	3 - 9	10	16,5	24	8	
MSEL 10-19	1734050090	10 - 19	10	19,5	30,5	8	

Dimensions (mm)





MSG

Shield clamps for DIN TS15 Rail

FEATURES

- Suitable for a cable range from 1,5 to 9 mm diameter
- Shield grounding and strain relief functions with a unique device
- Easy and fast installation without tools
- Constant pressure on the cable sheath without having to run tests and checks

The MSG shield clamps enable the cable shield to be grounded easily and effectively. They secure the strain relief function on the cable by fixing it with a tie.

The MSD shield clamps can be used on TS15 DIN rails.

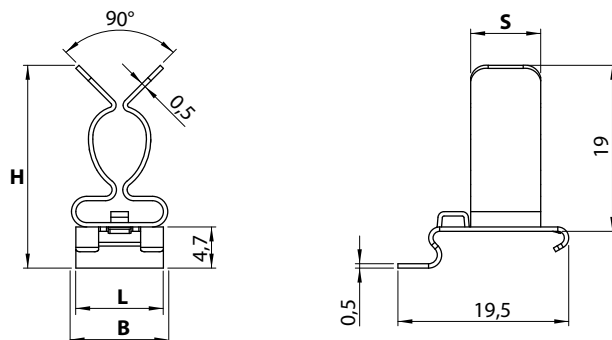
Material: spring steel, zinc plated



Model	Code	Clamping range (mm)	Dimensions (mm) H	Pcs (/pack)
MSG 1.5-3	1734060110	1,5 - 3	18,3	50
MSG 3-6	1734060120	3 - 6	21	
MSG 7-9	1734060130	7 - 9	23,2	



Dimensions (mm)






Shield clamps for DIN TS35 rails with double cable tie

FEATURES

- Suitable for a wide range of cables from 1,5 to 22 mm
- Snap-in assembly, no need to use tools
- Double cable tie
- Possibility of obtaining shield grounding and strain relief functions with a single device
- Ideal adherence to cable shielding
- Constant pressure on the cable sheath without having to run tests and checks



The MSD2 shield clamps enable the cable shield to be grounded easily and effectively. They secure the strain relief function on the cable by fixing it with one or two cable ties. The strain relief function complies with EN 62444 standards.

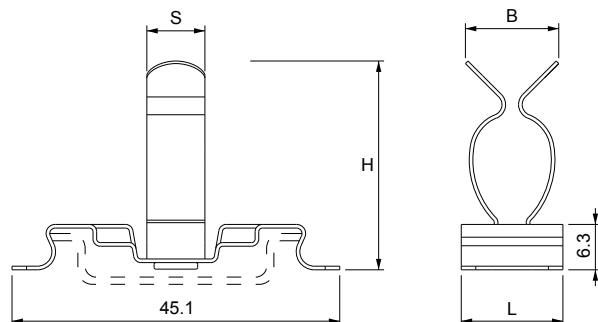

The MSD 2 shield clamps can be used on TS35 DIN rails.

Material: spring steel, zinc plated



Model	Code	Clamping range (mm)	Dimensions (mm)				Pcs (/pack)
			L	B	H	S	
MSD2 1.5-3	1734021010	1,5 - 3	14	11	15	8	50
MSD2 3-6	1734021020	3 - 6	14	11	17,5	8	
MSD2 7-9	1734021030	7 - 9	14	11	20	8	
MSD2 9-12	1734021040	3 - 6	14	12	23	8	
MSD2 11-17	1734021050	7 - 9	14	13,5	29	8	
MSD2 18-22	1734021060	3 - 6	14	22	38	8	
MSD2L 3-9	1734021080	7 - 9	14	16,5	22	8	
NEW MSD2L 3-12	1734021081	3 - 12	14	16,5	22	8	
MSD2L 10-19	1734021090	3 - 6	14	19,5	28,5	8	

Dimensions (mm)





MSD

Shield clamps for DIN TS35 rails with single cable tie

FEATURES

- Suitable for a wide range of cables from 22 to 74 mm
- Snap-in assembly, no need to use tools
- Available with two bases: 14 and 22 mm
- High vibration resistance
- Shield grounding and strain relief function with the same device
- Ideal contact to cable shielding
- Constant pressure on the cable sheath without having to run tests and checks

The MSD shield clamps enable the cable shield to be grounded easily and effectively. They secure the strain relief function on the cable fixing a cable tie in compliance with EN62444.

The MSD shield clamps are used on TS35 DIN rails.

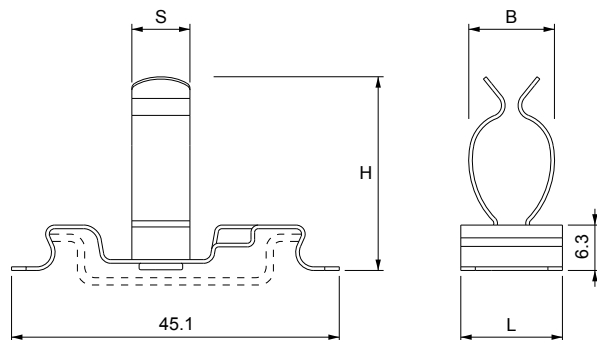
Material: spring steel, zinc plated



Model	Code	Clamping range (mm)	Dimensions (mm)				Pcs (/pack)
			L	B	H	S	
MSD 22-30	1734020070	22 - 30	22	22,5	45	12	
MSD 30-37	1734020080	30 - 37	22	31	58	12	
MSD 38-48	1734020090	38 - 48	22	40	68,5	12	50
MSD 50-60	1734021095	50-60	22	50	75	12	
MSD 62-74	1734021098	62-74	22	62	89	12	



Dimensions (mm)



Double shield clamps for DIN TS35 rails

FEATURES

- Suitable for a range of cables from 1,5 to 7 mm
- Snap-in assembly, no need to use tools
- Space savings compared to conventional models
- Shield grounding and strain relief function with the same device
- Ideal adherence to cable shielding
- Constant pressure on the cable sheath without having to run tests and checks

The MSP/MSPC shield clamps enable the cable shield to be grounded easily and effectively. They secure the strain relief function on the cable by fixing it with a cable tie.

The strain relief function complies with EN 62444 standards.

The special construction shape allows side-by-side mounting on the TS35 DIN rails with a significant space saving in the cabinet.

Material: spring steel, zinc plated



	Model	Code	Clamping range (mm)	Dimensions (mm)			Pcs (/pack)
				L	B	H	
	MSP 1.5 - 3*	1734010410	1,5 - 3	52,4	20	15,5	50
NEW	MSP 1.5 - 3 V2	1734010411	1,5 - 3	52,4	20	16,5	
	MSP 3 - 6*	1734010420	3 - 6	52,4	20	18	
NEW	MSPC 3 - 7	1734010421	3 - 7	52,4	24	24	
	MSPC 6 - 10	1734010425	6 - 10	52,4	24	32	

*Not available for the german market



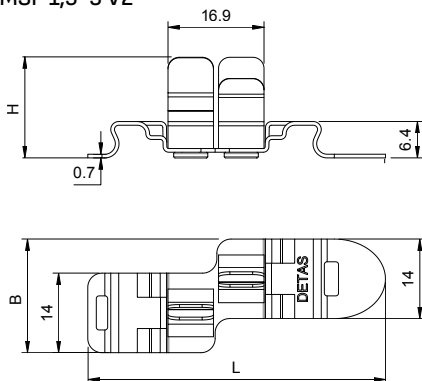
MSPC 3 - 7



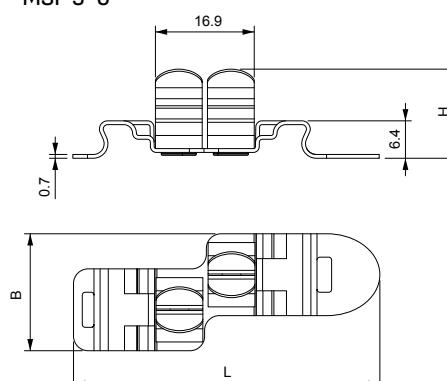
MSP 3 - 6

Dimensions (mm)

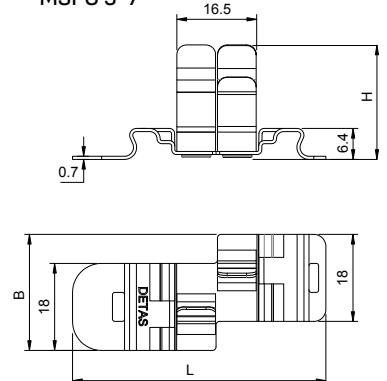
MSP 1,5-3 V2



MSP 3-6*



MSPC 3-7






MSB

Shield clamps for 10 x 3 mm bar with double cable tie

FEATURES

- Suitable for cable diameter ranges from 1,5 to 30 mm
- Shield grounding and strain relief function with the same device
- Double cable tie
- Snap-in assembly, no need to use tools
- Constant pressure on the cable sheath without having to run tests and checks



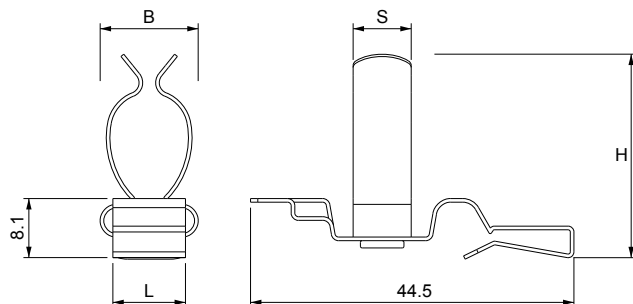
The MSB shield clamps enable the cable shield to be grounded easily and effectively. They secure the strain relief function with two cable ties. The MSB shield clamps can be used on 10x3 bars.

The strain relief function complies with EN 62444 standard.

Material: spring steel, zinc plated

Model	Code	Clamping range (mm)	Dimensions (mm)				Pcs (/pack)
			L	B	H	S	
MSB 1.5-3	1734040010	1,5 - 3	10	11	15	8	50
MSB 3-6	1734040020	3 - 6	10	11	17	8	
MSB 7-9	1734040030	7 - 9	10	11	20	8	
MSB 9-12	1734040040	9 - 12	10	12	22	8	
MSB 11-17	1734040050	11 - 17	10	13,5	28	8	
MSB 18-22	1734040060	18 - 22	10	22	37	8	
MSB 22-30	1734040070	22 - 30	10	22,5	46,5	12	
MSBL 3-9	1734040080	3 - 9	10	16,5	23,5	8	
MSBL 10-19	1734040090	10 - 19	10	19,5	30	8	

Dimensions (mm)






Shield clamps for 10 x 3 mm bar

FEATURES

- Suitable for cable diameter ranges from 1,5 to 30 mm
- Shield grounding and strain relief function with the same device
- Snap-in assembly, no need to use tools
- Constant pressure on the cable sheath without having to run tests and checks



The MSR shield clamps enable the cable shield to be grounded easily and effectively. They secure the strain relief function on the cable by fixing it with a cable tie.

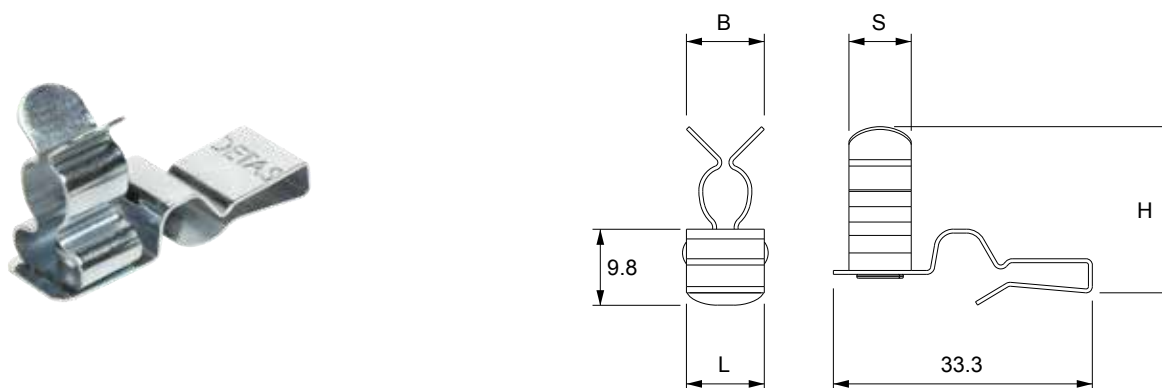
The MSR shield clamps can be used on 10x3 bars.

The strain relief function complies with EN 62444 standard.

Material: spring steel, zinc plated

Model	Code	Clamping range (mm)	Dimensions (mm)				Pcs (/pack)
			L	B	H	S	
MSR 1.5-3	1734040310	1,5 - 3	10	11	16,5	8	50
MSR 3-6	1734040320	3 - 6	10	11	19	8	
MSR 7-9	1734040330	7 - 9	10	11	21,5	8	
MSR 9-12	1734040340	9 - 12	10	12	24,5	8	
MSR 11-17	1734040350	11 - 17	10	13,5	30	8	
MSR 18-22	1734040360	18 - 22	10	22	39,5	8	
MSR 22-30	1734040370	22 - 30	10	22,5	46,5	12	
MSRL 3-12	1734040381	3 - 12	10	12	19	8	
MSRL 10-19	1734040390	10 - 19	10	10	30	8	

Dimensions (mm)





MSRP/MSRC



Shield clamps for 10 x 3 mm busbar

FEATURES

- Suitable for cable diameter ranges from 1,5 to 9 mm
- Shield grounding and strain relief functions in a single device
- Snap-in assembly, no need to use tools
- Constant pressure of the clamp on the cable sheath without having to run tests and checks

The MSRP/MSRC shield clamps allow to easily and effectively earthing the cable shielding and guarantee the strain relief function with a cable tie.

The special construction shape allows side-by-side mounting on a 3x10 busbar, allowing significant space savings on the cabinet.


Material: spring steel, zinc plated



MSRP 1.5-3 V2

	Model	Code	Clamping range (mm)	Dimensions (mm) H	Pcs (/pack)
NEW	MSRP 1.5-3 V2	1734040111	1,5 - 3	16,5	50
	MSRP 3-6*	1734040120	3 - 6	19,1	
	MSRP 7-9*	1734040130	7 - 9	21,4	
NEW	MSRC 3-7	1734040121	3 - 7	27,2	50
	MSRC 6-10	1734040131	6 - 10	30	

*Not available for the german market



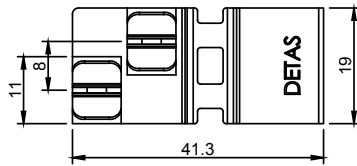
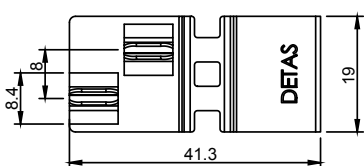
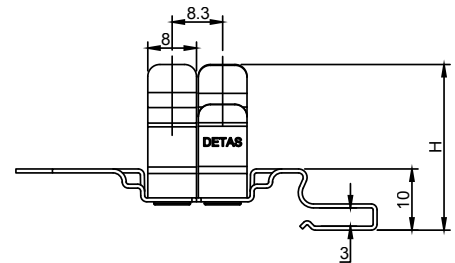
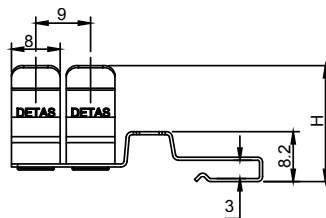
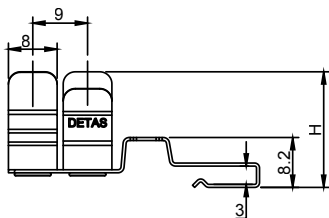
MSRP 3-6



MSRC 3-6



Dimensions (mm)






Shield clamps for 10 x 3 mm bar

FEATURES

- Cable ranges from 2 to 35 mm
- Installation on 3x10 busbar
- Snap-in assembly, no need to use tools
- Constant pressure on the cable sheath without having to run tests and checks

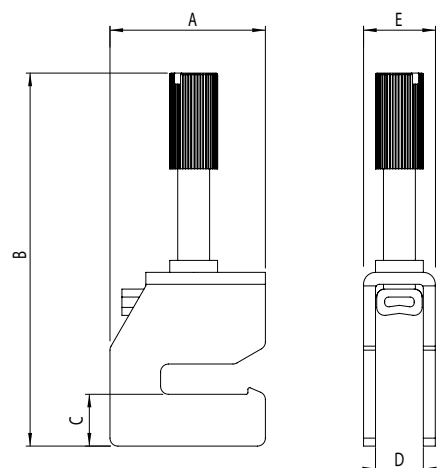
The MSH shield clamps enable the cable shield to be grounded easily and effectively. The MSH shield clamps are used on 10x3 bars and they are secured tightening the M4 or M5 screw which is also making strain relief function.

Material: spring steel, zinc plated



Model	Code	Clamping range (mm)	Dimensions (mm)					Pcs (/pack)
			A	B	C	D	E	
MSH 2-5	1734040405	2 - 5	19,5	47,5	6,5	6,5	9,4	10
MSH 3-8	1734040408	3 - 8	19,5	49,5	6,5	9	12,4	
MSH 3-14	1734040414	3 - 14	19,5	60,6	6,5	14	17,3	
MSH 3-20	1734040420	3 - 20	19,5	75	6,5	21	24	
MSH 20-35	1734040435	20 - 35	20	106,5	6,5	36	40	

Dimensions (mm)





MST


Shield clamp for C 30mm rail

FEATURES

- Cable ranges from 6 to 42 mm
- Installation on C rail 30 mm
- Snap-in assembly with tightening nut
- Cost effective

The MST shield clamps enable the cable shield to be grounded easily and effectively. The MST shield clamps are used on the C 30 mm rail and they are secured tightening the screw which also ensures the strain relief function.

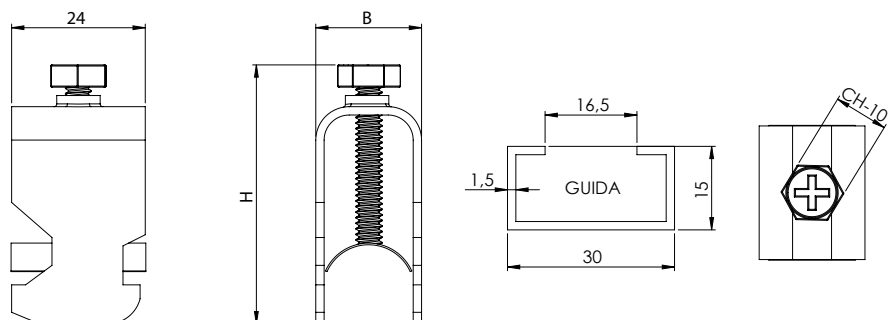
Material: spring steel, zinc plated



Model	Code	Clamping range (mm)	Dimensions (mm)		Pcs (/pack)
			B	H	
MST 6-12	1734040512	6 - 12	21	70	10
MST 12-18	1734040518	12 - 18	23	70	
MST 18-22	1734040522	18 - 22	27	70	
MST 22-30	1734040530	22 - 30	39	85	
MST 30-38	1734040538	30 - 38	45	90	
MST 38-42	1734040542	38 - 42	47	95	



Dimensions (mm)





Multiple EMC shielding



FEATURES

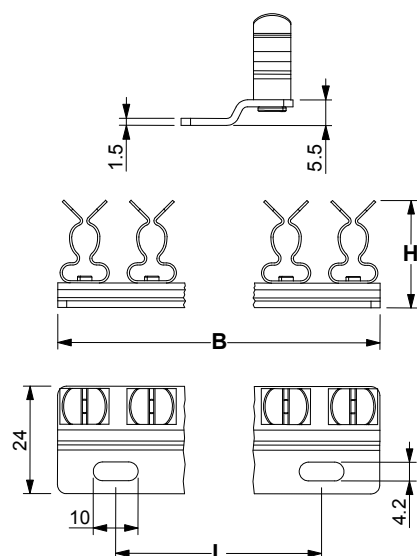
- Cable ranges from 1,5 to 12 mm
- Snap-in assembly, no need to use tools
- Constant pressure on the cable sheath without having to run tests and checks
- Saving installation time and money

The multiple EMC shielding clamps can shorten the mounting time and space of a multitude of single clips.

The base of the clips is fixed with two M4 screws. Custom solutions are welcome.

Material: SS304 stainless steel (base), spring steel, zinc plated (clips)

Dimensions (mm)



Model	Code	Nr. Cables	Clamping range (mm)	Dimensions (mm)			Pcs (/pack)
				B	L	H	
MSU 3x 1,5-3	1734030310	3	1,5 - 3	46	30	19,1	1
MSU 3x 3-6	1734030320	3	3 - 6	46	30	21,6	
MSU 3x 7-9	1734030330	3	7 - 9	46	30	24,0	
MSU 3x 9-12	1734030340	3	9 - 12	46	30	27,2	
MSU 4x 1,5-3	1734030410	4	1,5 - 3	61	30	19,1	
MSU 4x 3-6	1734030420	4	3 - 6	61	30	21,6	
MSU 4x 7-9	1734030430	4	7 - 9	61	30	24,0	
MSU 4x 9-12	1734030440	4	9 - 12	61	30	27,2	
MSU 5x 1,5-3	1734030510	5	1,5 - 3	72	46	19,1	
MSU 5x 3-6	1734030520	5	3 - 6	72	46	21,6	
MSU 5x 7-9	1734030530	5	7 - 9	72	46	24,0	
MSU 5x 9-12	1734030540	5	9 - 12	72	46	27,2	
MSU 6x 1,5-3	1734030610	6	1,5 - 3	88	62	19,1	
MSU 6x 3-6	1734030620	6	3 - 6	88	62	21,6	
MSU 6x 7-9	1734030630	6	7 - 9	88	62	24,0	
MSU 6x 9-12	1734030640	6	9 - 12	88	62	27,2	
MSU 7x 1,5-3	1734030710	7	1,5 - 3	104	78	19,1	
MSU 7x 3-6	1734030720	7	3 - 6	104	78	21,6	
MSU 7x 7-9	1734030730	7	7 - 9	104	78	24,0	
MSU 7x 9-12	1734030740	7	9 - 12	104	78	27,2	
MSU 8x 1,5-3	1734030810	8	1,5 - 3	120	94	19,1	
MSU 8x 3-6	1734030820	8	3 - 6	120	94	21,6	
MSU 8x 7-9	1734030830	8	7 - 9	120	94	24,0	
MSU 8x 9-12	1734030840	8	9 - 12	120	94	27,2	
MSU 9x 1,5-3	1734030910	9	1,5 - 3	140	116	19,1	
MSU 9x 3-6	1734030920	9	3 - 6	140	116	21,6	
MSU 9x 7-9	1734030930	9	7 - 9	140	116	24,0	
MSU 9x 9-12	1734030940	9	9 - 12	140	116	27,2	
MSU 10x 1,5-3	1734031010	10	1,5 - 3	150	126	19,1	
MSU 10x 3-6	1734031020	10	3 - 6	150	126	21,6	
MSU 10x 7-9	1734031030	10	7 - 9	150	126	24,0	
MSU 10x 9-12	1734031040	10	9 - 12	150	126	27,2	
MSU 11x 1,5-3	1734031110	11	1,5 - 3	166	140	19,1	
MSU 11x 3-6	1734031120	11	3 - 6	166	140	21,6	
MSU 11x 7-9	1734031130	11	7 - 9	166	140	24,0	
MSU 11x 9-12	1734031140	11	9 - 12	166	140	27,2	
MSU 12x 1,5-3	1734031210	12	1,5 - 3	172	156	19,1	
MSU 12x 3-6	1734031220	12	3 - 6	172	156	21,6	
MSU 12x 7-9	1734031230	12	7 - 9	172	156	24,0	
MSU 12x 9-12	1734031240	12	9 - 12	172	156	27,2	



MSF/MSFD


Spring shield clamps

FEATURES

- Cable ranges from 3 to 32 mm
- MSFD: version with base for TS35 DIN rail
- Constant pressure on the cable sheath without having to run tests and checks

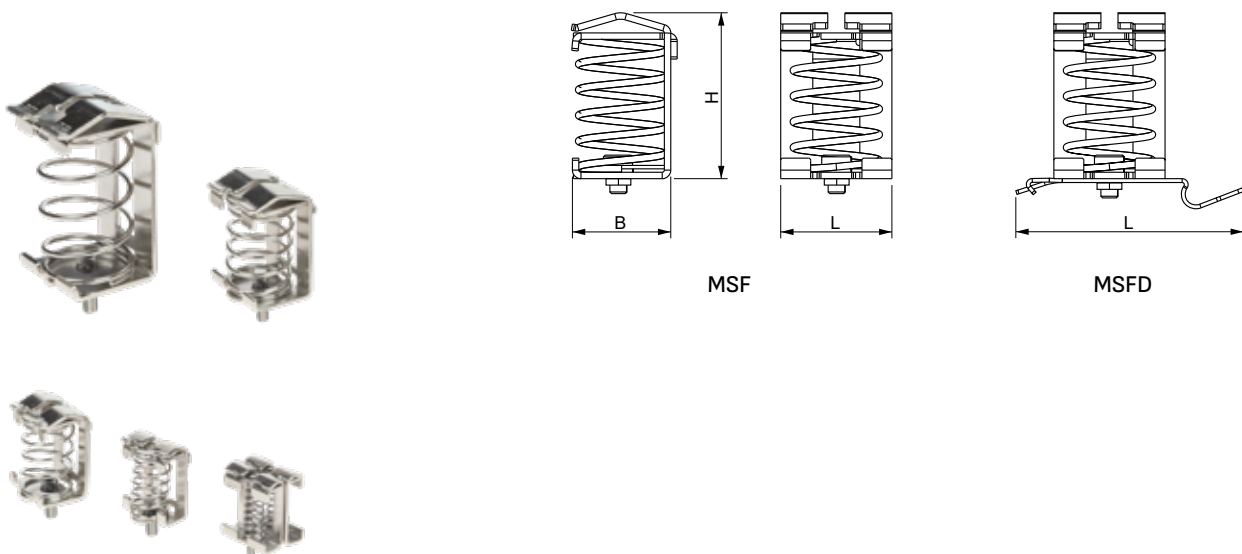
The MSF/MSFD shield clamps enable the cable shield to be grounded easily and effectively. They secure the strain relief function thanks to the spring which maintains constant pressure on the cable braid.

Material: steel with electrolytic nickel plating



Model	Code	Clamping range (mm)	Dimensions (mm)			Pcs (/pack)
			H	L	B	
MSF 2x2-6	1734020300	3-6	23,1	18	16	10
MSF 3-8	1734020305	3-8	25,5	18,0	11,0	
MSFD 3-8	1734020310	3-8	26,0	50,0	14,5	
MSF 4-13,5	1734020315	4-13,5	30,0	18,0	15,0	
MSFD 4-13,5	1734020320	4-13,5	30,0	50,5	20,5	
MSF 10-20	1734020325	10-20	40,0	26,0	25,0	
MSFD 10-20	1734020330	10-20	40,0	50,5	25,0	
MSF 15-32	1734020335	15-32	64,0	32,0	36,0	
MSFD 15-32	1734020340	15-32	64,0	50,5	34,5	

Dimensions (mm)



4



Spring shield clamps



MSFC



MSFE

FEATURES

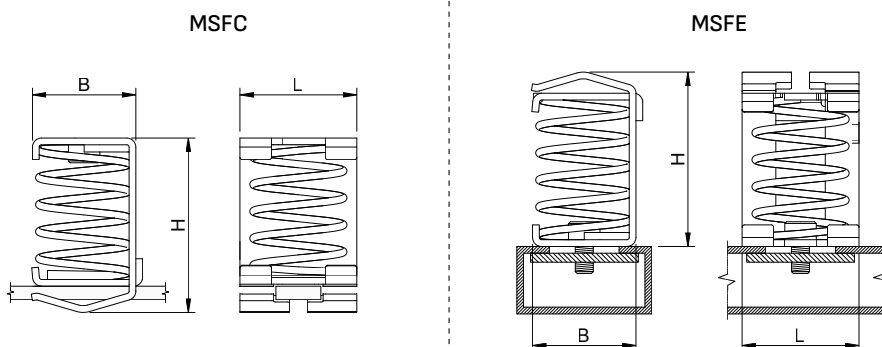
- Cable ranges from 2 to 32 mm
- MSFC: version with base for 3X10 rail
- MSFE: version with base for C 30 rail
- Constant pressure on the cable sheath without having to run tests and checks

The MSFC/MSFE shield clamps enable the cable shield to be grounded easily and effectively. They secure the strain relief function thanks to the spring which maintains constant pressure on the cable braid.

Material: steel with electrolytic nickel plating

Model	Code	Clamping range (mm)	Dimensions (mm)			Pcs (/pack)
			H	L	B	
MSFC 2x2-6	1734040705	2x2-6	24	15	18	10
MSFC 3-8	1734040710	3-8	26	13	18	
MSFC 4-13,5	1734040715	4-13,5	31,5	20	20,5	
MSFC 10-20	1734040720	10-20	40	25	26	
MSFC 15-32	1734040725	15-32	63,9	36	32	
MSFE 3-8	1734040810	3-8	26	10,3	18	10
MSFE 4-13,5	1734040815	4-13,5	31,1	18,1	20,2	
MSFE 10-20	1734040820	10-20	39,5	23,5	26,1	
MSFE 15-32	1734040825	15-32	62,5	36	32,1	

Dimensions (mm)





MSC

Shield clamps for printed circuit boards

FEATURES

- Cable ranges from 1,5 to 9 mm
- Direct mounting on PCB
- Constant pressure on the cable sheath without having to run tests and checks

The MSC shield clamps enable the cable shield to be grounded easily and effectively. The MSC shield clamps are fixed and soldered directly on the PCB.

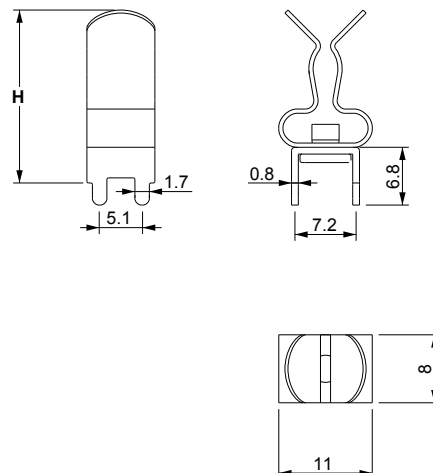
Material: spring steel, zinc plated, base in tinned brass



Model	Code	Clamping range (mm)	Clamp dimensions H (mm)	Pz (x conf.)
MSC 1.5-3	1734060001	1,5 - 3	18	50
MSC 3-6	1734060003	3 - 6	20,5	
MSC 7-9	1734060006	7 - 9	23	



Dimensions (mm)





Intumescent gaskets for DES family

FEATURES

- Intumescent gaskets for fire barrier
- In compliance with EN1363-1 and EN45545-3
- **Direct installation on DES Frames**
- Cost effective and can be ordered separately from the frames




GKD series intumescent gaskets are used with DES, DES 24M frames for fire protection according to EN1363-1 and EN45545-3.

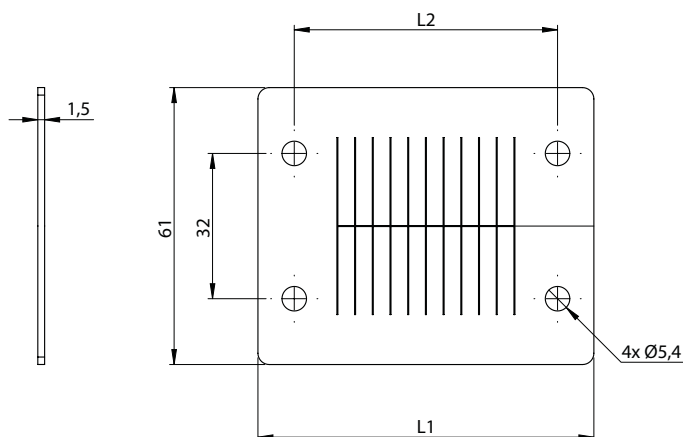
They consist of a flexible, intumescent material that expands under pressure with thermal influence. In the event of a fire, foam forms and a solid, pressure resistant wall is created.

Material: graphite-based intumescent material

Model	Code	Dimensions (mm)		Pcs (/pack)
		L1	L2	
GKD-24	1734080824	146	130	1
GKD-16	1734080816	120	103	
GKD-10	1734080810	99	33	
GKD-Q	1734080808	74	58	



Dimensions (mm)





FEATURES

- Direct installation on DES frames
- Effective grounding of the cable shield with integrated strain relief
- Quick installation
- Cost effective

The brackets of the EMCS series can be installed on the DES , DES M, DES CLiCK frames for shielding the cables using the MSB, MSR, MSRP or MSH clips.

Material: Stainless steel SS 304

RELATED PRODUCTS

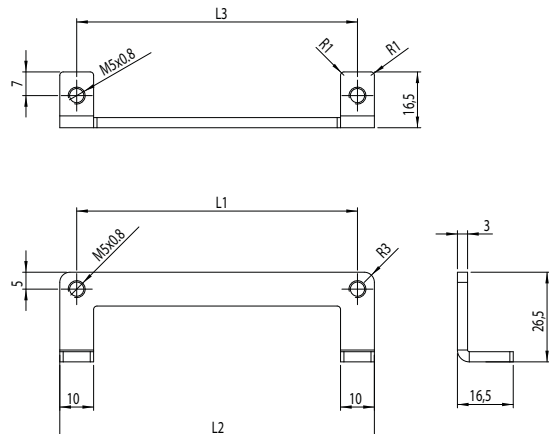
- DES Q
- DES 10
- DES 16
- DES 24
- DES 16M
- DES 24M
- DES L2
- DES L3
- DES Q CLICK
- DES 10 CLICK
- DES 16 CLICK
- DES 24 CLICK



Model	Code	Dimensions (mm)			Pcs (/pack)
		L1	L2	L3	
EMCS24	1734090124	130	140	130	1
EMCS16	1734090116	103	113	103	
EMCS10	1734090110	83	93	83	
EMCSQ	1734090108	58	68	58	



Dimensions (mm)





EMC bracket with strain relief for OSF family

FEATURES

- Stainless steel bracket for grounding the cable shield
- Quick installation on OSF/DESCCLICK/DESPRED divisible cable glands
- Cable strain relief with cable tie


The OSF EMC brackets allow grounding and strain relief of the shielded cables when installed in the OSF splittable cable glands family.

There are 4 models for the relevant metric openings M16, M20, M25 and M32 with two models of shield clips from 1,5 to 6 mm. Other diameters can be supplied upon request.

Material: Stainless steel SS304

RELATED PRODUCTS

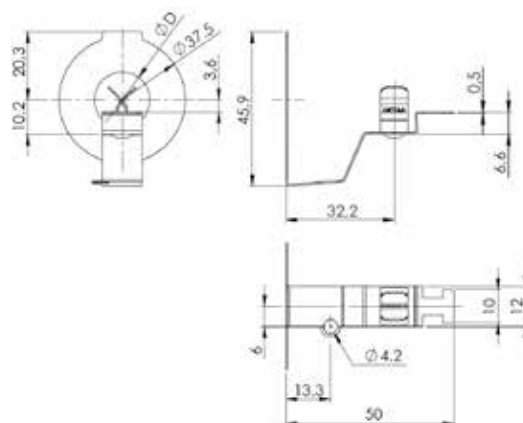
- OSF
- OSF 90
- DESCCLICK
- DESPRED



Model	Code	Dimensions \varnothing (mm)	Pcs (/pack)
BROSF-16-1,5-3	1734052316	16,5	10
BROSF-16-3-6	1734052317	16,5	
BROSF-20-1,5-3	1734052320	20,5	
BROSF-20-3-6	1734052321	20,5	
BROSF-25-1,5-3	1734052325	25,5	
BROSF-25-3-6	1734052326	25,5	
BROSF-32 -1,5-3	1734052332	32,5	
BROSF-32 -3-6	1734052333	32,5	

Other models upon request

Dimensions (mm)





MB

35 mm DIN RAIL bases

FEATURES

- Steel clips for installation of several devices on TS35 DIN rail
- Quick installation with rivets
- Strong and secure fixing

The MB DIN rail bases are used as quick and solid installation of any kind of device on the TS35 DIN rail. Any device can be fixed to the base with rivets.

Material: spring steel, zinc plated

RELATED PRODUCTS

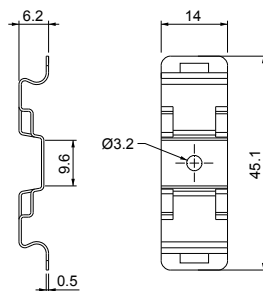
- MSS shield clamps
- MSS2 shield clamps
- MSL shield clamps
- MSS3 shield clamps



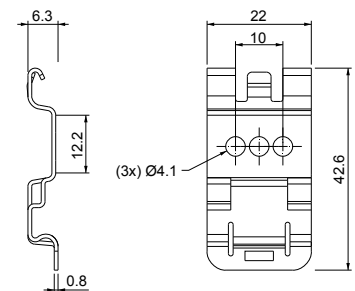
	Model	Code	Dimensions (mm)			Pcs (/pack)
			B	H	S	
	MB14	1734000150	14	45,1	6,2	
NEW	MB14V2	1734000151	14	52,4	6,2	50
	MB22	1734000100	22	42,6	6,3	

Dimensions (mm)


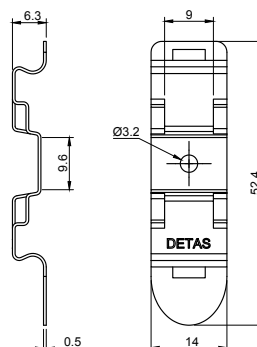
MB14



MB22



MB14V2



ENGINEERING BOX EMC



Box with shield clamp samples

FEATURES

- 163 shield clamps
- Wide choice of models with different fixings
- Price savings compared to separate purchase of each part

Practical box containing 163 shield clamps, various dimensions and fixing methods are available.

Thanks to the wide choice it is possible to select the most suitable model for the specific application.



Model	Code	Dimensions (mm)	Pcs (/pack)
ENGINEERING BOX EMC	1734090100	370 x 300 x 90	1

Box content

Model	Pcs	Model	Pcs	Model	Pcs
MB14	10	MSS 38-48	4	MSBL 3-9	10
MB22	10	MSD 22-30	3	MSBL 10-19	10
MSL 3-9	20	MSD 30-37	3	MSAL 3-9	10
MSL 10-19	20	MSD 38-48	3	MSAL 10-19	10
MSS 22-30	5	MSD2L 3-9	10	MSEL 3-9	10
MSS 30-37	5	MSD2L 10-19	10	MSEL 10-19	10




FEATURES

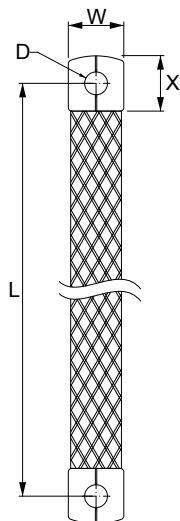
- Sections from 6 to 25 mm²
- Custom solutions available
- Sections up to 95 mm² on request
- High conductivity

The CTX flexible earthing straps are made of tinned copper braided wires.
Pure Cu-ETP - ASTM C11000 copper enables an excellent ground connection.

Material: tinned copper >99,95%



Dimensions (mm)



Model	Code	Section (mm ²)	Dimensions (mm)			
			L	W	X	D
CTX-6/200/M6	1734080010	6	200	11	13	7
CTX-6/250/M6	1734080015	6	250	11	13	7
CTX-6/300/M6	1734080020	6	300	11	13	7
CTX-6/400/M6	1734080025	6	400	11	13	7
CTX-6/500/M6	1734080030	6	500	11	13	7
CTX-10/100/M6	1734080035	10	100	17	23	7
CTX-10/100/M8	1734080040	10	100	17	23	9
CTX-10/150/M8	1734080045	10	150	17	23	9
CTX-10/200/M6	1734080050	10	200	17	23	7
CTX-10/200/M8	1734080055	10	200	17	23	9
CTX-10/250/M6	1734080060	10	250	17	23	7
CTX-10/300/M6	1734080065	10	300	17	23	7
CTX-10/300/M8	1734080070	10	300	17	23	9
CTX-10/400/M6	1734080075	10	400	17	23	7
CTX-10/400/M8	1734080080	10	400	17	23	9
CTX-10/500/M6	1734080085	10	500	17	23	7
CTX-16/100/M6	1734080090	16	100	17	23	7
CTX-16/100/M8	1734080095	16	100	17	23	9
CTX-16/150/M6	1734080100	16	150	17	23	7
CTX-16/150/M8	1734080105	16	150	17	23	9
CTX-16/200/M6	1734080110	16	200	17	23	7
CTX-16/200/M8	1734080115	16	200	17	23	9
CTX-16/250/M8	1734080120	16	250	17	23	9
CTX-16/300/M6	1734080125	16	300	17	23	7
CTX-16/300/M8	1734080130	16	300	17	23	9
CTX-16/350/M8	1734080135	16	350	17	23	9
CTX-16/400/M8	1734080140	16	400	17	23	9
CTX-16/500/M8	1734080145	16	500	17	23	9
CTX-16/600/M8	1734080150	16	600	17	23	9
CTX-25/100/M10	1734080155	25	100	23	23	11
CTX-25/150/M10	1734080160	25	150	23	23	11
CTX-25/200/M8	1734080165	25	200	23	23	9
CTX-25/200/M10	1734080170	25	200	23	23	11
CTX-25/250/M8	1734080175	25	250	23	23	9
CTX-25/300/M8	1734080180	25	300	23	23	9
CTX-25/300/M10	1734080185	25	300	23	23	11
CTX-25/350/M10	1734080190	25	350	23	23	11
CTX-25/400/M8	1734080195	25	400	23	23	9
CTX-25/500/M8	1734080200	25	500	23	23	9
CTX-25/600/M8	1734080205	25	600	23	23	9



DES EMC



Splittable frames for cable shielding

FEATURES

- Multiple configurations with small and large grommets
- Large conductive area in contact with the cable (21 mm)
- Excellent cable grip thanks to the multi-range grommets
- Frame screws in AISI304 Stainless Steel
- Sturdy construction IK10
- High levels of EMI shielding
- Anti-static protection
- Threaded inserts version on request

The DES EMC splittable frames are used when is necessary to ground shielded cables in fast and efficient way.

The frames are treated with a special conductive copper paint coated in silver while the grommets are produced with TPE with added conductive material. Thanks to the mechanical connection to the panel made by the fixing screws, the cable sheat is efficiently grounded without generating further disturbances often created by the external metal brackets that become antennas.

Material: PP+GF with Silver coated copper conductive coating, halogens and silicones free


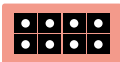






Flammability: self-extinguishing acc. UL94-V0

Temperature: -40°C... +100°C (static)

RELATED PRODUCTS

- SPG EMC grommets (pag 134)
- SPP EMC grommets (pag 134)
- DES Cover (page 26)
- HY360 hydraulic punch driver (page 139)
- PF cable entry system plates (page 140)



Model	Code	Dimensions (mm)	Max. cut-out (mm)	Pcs (/pack)
DES 24 EMC	1734014024	 146 x 61	112 x 39	10
DES 16 EMC	1734014016	 120 x 61	86 x 39	
DES 10 EMC	1734014010	 99 x 61	63 x 39	
DES Q EMC	1734014008	 74 x 61	40 x 39	
DES L2 EMC	1734014002	 74 x 41	40 x 18	
DES L3 EMC	1734014003	 99 x 41	63 x 18	
DES L4 EMC	1734014004	 120 x 41	86 x 18	
DES L5 EMC	1734014005	 146 x 41	112 x 18	

up to
IP66

NEMA
12

 **UL94-V0**

 **UV**
ISO 4892-2A

 **RoHS**
COMPLIANT

IK10



SPP / SPG EMC



EMI/EMC small and large grommets



FEATURES

- Conductive grommets for cables from 2 to 35 mm diameter
- Single hole, multi-range, double and quadruple
- "Blind" version available
- UL94-HB
- Black color

The EMC grommets allow several shielded cables from 2 to 35 mm diameter to be routed in the DES EMC splittable frame.

The contact between the cable sheath and the grommet is safe and wide thanks to the grommet thickness.

The multi-range grommets simplify the cable shielding application and conductive element adhesion.

Material: TPE with conductive element, halogens and silicones free

Flammability: self-extinguishing acc. UL94-HB

Temperature: -40°C... +100°C (static)

RELATED PRODUCTS

- DES EMC

Model	Code	Ø Cable (mm)	Pcs (/pack)
SPP 0 EMC	1734024100	"Blind"	10
SPP 2 EMC	1734024102	2-3	
SPP 3-6 EMC	1734024140	3-6	
SPP 6-9 EMC	1734024142	26-92	
SPP 9-12 EMC	1734024144	9-12	
SPP 12-15 EMC	1734024146	12-15	
SPP 16 EMC	1734024116	16-17	

SPP 2x2 EMC	1734024304	2 x 2	10
SPP 2x3 EMC	1734024306	2 x 3	
SPP 2x4 EMC	1734024308	2 x 4	
SPP 2x5 EMC	1734024310	2 x 5	
SPP 2x6 EMC	1734024312	2 x 6	
SPP 2x7 EMC	1734024314	2 x 7	
SPP 2x8 EMC	1734024316	2 x 8	

SPP 4x2 EMC	1734024318	4 x 2	10
SPP 4x3 EMC	1734024320	4 x 3	
SPP 4x4 EMC	1734024322	4 x 4	
SPP 4x5 EMC	1734024324	4 x 5	
SPP 4x6 EMC	1734024326	4 x 6	

Model	Code	Ø Cable (mm)	Pcs (/pack)
SPG 0 EMC	1734024000	"Blind"	10
SPG 17 EMC	1734024117	17-18	
SPG 18 EMC	1734024118	18-19	
SPG 19 EMC	1734024119	19-20	
SPG 20 EMC	1734024120	20-21	
SPG 21 EMC	1734024121	21-22	
SPG 22 EMC	1734024122	22-23	
SPG 23 EMC	1734024123	23-24	
SPG 24 EMC	1734024124	24-25	
SPG 25 EMC	1734024125	25-26	
SPG 26 EMC	1734024126	26-27	
SPG 27 EMC	1734024127	27-28	
SPG 28 EMC	1734024128	28-29	
SPG 29 EMC	1734024129	29-30	
SPG 30 EMC	1734024130	30-31	
SPG 31 EMC	1734024131	31-32	
SPG 32 EMC	1734024132	32-33	
SPG 33 EMC	1734024133	33-34	
SPG 34 EMC	1734024134	34-35	

up to
IP66

NEMA
12

UL94-HB

ISO 4892-2A

RoHS COMPLIANT



GROUP 5

Splittable corrugated pipes





Splittable corrugated pipes

FEATURES

- Splittable double pipes
- Suitable for cables with connectors
- Easy openable during maintenance procedure

The splittable corrugated pipes FL can be used for cables with and without connectors.

The double pipe allow maintenance operation or changes easily and saving times, especially with pre-terminated cables.



Material: PP, halogens and silicones free

Flammability: self-extinguishing acc. UL94-V2

Temperature: -40°C... +110°C (static)

RELATED PRODUCTS

- FW Clips for corrugated tubes (page 137)

Model	NW	Code	Dimensions (mm)		Clip compatible	Pcs (/pack)
			Ø ext.	Ø int.		
FL 6	NW6	1735010010	10	6,3	FW 6	multiple of 5 m
FL 10	NW10	1735010014	8,8	13,5	FW 10	
FL 11	NW11	1735010016	16,1	11,5	FW 11	
FL 14	NW14	1735010020	18,7	13,2	FW 14	
FL 16	NW16	1735010022	21,9	16	FW 16	
FL 20	NW20	1735010026	26	19,8	FW 20	
FL 23	NW23	1735010032	31,3	23,7	FW 23	
FL 29	NW29	1735010035	35,5	27,3	FW 29	
FL 37	NW37	1735010042	41,4	31	FW 37	
FL 45	NW45	1735010054	54,2	43,1	FW 45	
FL 70	NW70	1735010080	79,8	67	-	





Clips for corrugated pipes

FEATURES

- Easy installation, tool free
- V2 Self-extinguishing

The FW holders are used for the corrugated pipes fixing. They can be used with or without cover which ensures more stability to the pipe in case of curves or vibrations.

Material: PA, halogens and silicones free
Flammability: self-extinguishing acc. UL94-V2
Temperature: -40°C... +110°C (static)

RELATED PRODUCTS

- FL Splittable corrugated tubes




Model	Code	Ø (mm)	Pcs (/pack)
FW 6	1735030010	10	10
FW 10	1735030013	13	
FW 11	1735030015	15,8	
FW 14	1735030018	18,5	
FW 16	1735030021	21,2	
FW 20	1735030025	25	
FW 23	1735030028	28,8	
FW 29	1735030034	34,5	
FW 37	1735030042	42,5	
FW 45	1735030054	54,5	





GROUP 6

Accessories



HY360



Hydraulic punch driver for round and rectangular cut-outs

FEATURES

- Hand punch driver with rotating 360° head
- Thanks to its low weight, the punch driver can be used by one person only
- The punch driver produces a hydraulic power of 120 kN and can be used for stainless steel walls with a maximum thickness of 3,5 mm
- All the available punches are compatible with our products

Material: Aluminum alloy, steel punches

Hydraulic power: 120 kN

Weight: 2,5 kg



Rectangular punch



Round punch

Model	Code	Dimensions (mm)	Pcs (/pack)
Hydraulic punch driver HY360	1736010100		1
Rectangular punch for DES 24 / DES PM 24 / DES PDM 24	1736010023	108 x 39	1
Rectangular punch for DES 16	1736010016	86 x 39	
Rectangular punch for DES 10	1736010010	63 x 39	
Rectangular punch for DES Q	1736010008	40 x 39	
Rectangular punch for DES L2	1736010002	40 x 22	
Rectangular punch for DES L3	1736010003	63 x 22	
Rectangular punch for DES L4	1736010004	86 x 22	
Rectangular punch for DES L5	1736010005	108 x 22	
Rectangular punch for DES PDM Q	1736010108	46 x 46	
Round punch M22	1736010022	Ø 22.5	1
Round punch M25	1736010025	Ø 25.5	
Round punch M32	1736010032	Ø 32.5	
Round punch M40	1736010040	Ø 40.5	
Round punch M50	1736010050	Ø 50.5	
Round punch M63	1736010063	Ø 63.5	



PF

Cable entry system plates

FEATURES

- Compatible with Rittal AE cabinets
- Type 16 and 24 holes

The PF adapter plates are compatible with Rittal cabinets and are equipped with 24 and 16 poles heavy connectors opening. They are fixed with screws and can be provided according to the quantity of the cables that need to be routed inside the cabinet.

Material: Painted zinc plated steel

RELATED PRODUCTS


- DES 24
- DES 16
- DES PDM 24
- DES FLAP
- DES COVER
- DES Z
- DES ZZ



Model	Code	Dimensions (mm)	Appearance	Type	Pcs (/pack)
PF 2	1736020020	330 x 90 x 2,5		2 x 24	1
PF 3	1736020030	339 x 149 x 2,5		2 x 24	
PF 4	1736020040	339 x 149 x 2,5		4 x 24	
PF 5	1736020050	534 x 149 x 2,5		4 x 16	
PF 6	1736020060	534 x 149 x 2,5		3 x 24	
PF 7	1736020070	534 x 149 x 2,5		6 x 24	



Cable entry system plates



FEATURES

- Compatible with Rittal AE cabinets
- Holes for DES 24MX and DES 380

The PF cable entry system are compatible with AE Rittal cabinets and can be equipped with DES 24MX and DES 380M spittable cable entry system frames.

Material: Painted zinc plated steel

RELATED PRODUCTS


- DES 24 MX2
- DES 380M
- DES 380MX3

Model	Code	Dimensions (mm)	Appearance	Type	Pcs (/pack)
PFD1	1736020080	339 x 149 x 2,5		2x DES 24MX2	1
PFD2	1736020090	339 x 149 x 2,5		1x DES 380M 1x DES 24MX2	
PFD3	1736020100	339 x 149 x 2,5		1x DES 380MX3	
PFD4	1736020110	534 x 149 x 2,5		3x DES 24MX2	
PFD5	1736020120	534 x 149 x 2,5		1x DES 380M 2x DES 24MX2	
PFD6	1736020130	534 x 149 x 2,5		1x DES 380MX3 1x DES 24MX2	



PFX

Splittable cable entry plates



FEATURES

- Compatible with Rittal VX 25 cabinets
- Type 24 cut-out
- Threaded hole for rapid mounting of cable entry systems

The PFX adapter plates are compatible with Rittal cabinets and are equipped with 24 holes heavy connectors opening.

After they are placed on the bottom panel, the cable entry systems can be mounted thanks to the threaded holes.

The overmolded gasket on DES series guarantees faster installation times.

Material: Painted zinc plated steel

RELATED PRODUCTS

- DES 24
- DES COVER 24
- DES PDM 24
- DES Z 24
- DES FLAP 24
- DES ZZ 24

Model	Code	Dimensions (mm)	Hole distance (mm)	Appearance	Pcs (/pack)
PFX-600	1736020600	488 x 100 x 1,5	475		1
PFX-800	1736020800	688 x 100 x 1,5	675		
PFX-1000-2*	1736021000	438 x 100 x 1,5	425		

* for double door models.



Brushes for Rittal cabinets

FEATURES

- Snap-in assembly
- Compatible with Rittal cabinet
- For sheet metal thickness from 1 to 2 mm
- Customizations for a few pieces
- The brushes allow the passage of a high number of cables

The SQZ brushes are compatible with the main models of Rittal cabinets.

Cables can come out throughout the length of the bottom panel.

Easy snap-in assembly.

For sheet metal thickness from 1 to 2 mm.

Material: PA, halogens and silicones free

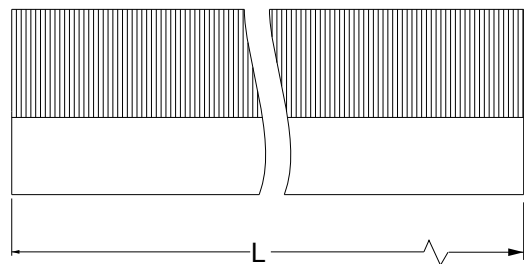
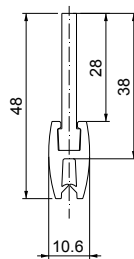
Flammability: self-extinguishing acc. to UL94-V0

Temperature: -25°C... +80°C (static)



Model	Code	Length L (mm)	Pcs (/pack)
SQZ 600	1736030006	600	10
SQZ 800	1736030008	800	
SQZ 1000	1736030010	1000	
SQZ 1200	1736030012	1200	

Dimensions (mm)





DEMOBOX DELUXE

DemoBox for DetasUltra products

FEATURES

- Updated with the latest products
- Dedicated to customers and distributors: it shows the quality and the variety of the DetasUltra solutions



Model	Code	Dimensions (mm)	Pcs (/pack)
DemoBox Deluxe	1736999840	460 x 360 x 90	1

Box content

Model	Pcs	Model	Pcs
Splittable frames	3	Closing plate	1
Splittable cable glands	4	Cable entry plates without internal frame	5
Splittable frames with brush	2	Cable entry plates with internal frame	5
SPP single grommets	10	Strain relief modules	3
SPP multiple grommets	4	Shield clamps	5
SPG large grommets	2	M5 screwdriver	1
Snap-in connection	1	DetasUltra gadgets	



GROUP 7

Frames and plates ATEX

Zone 2 and 22





DES ATEX



Splittable frames for cables with and without connectors



The DES cable entry system consists of a splittable frame designed to accommodate small (SPP), multiple (X) or large (SPG) grommets for cables with and without connectors. The grommets can be freely positioned into the frame.

The overmolded gasket guarantees faster installation times and the complete V0 self-extinguishing of the system.

DES ATEX series can be used in zone 2 and 22.

Material: PP+GF, halogens and silicones free

Flammability: self-extinguishing acc. UL94-V0

Temperature: -40°C... +155°C (static)

RELATED PRODUCTS

- SPP grommets (from page 46)
- SPG grommets (from page 52)
- HY360 hydraulic punch driver (page 139)
- PF cable entry system plates (page 140)

Model	Code	Dimensions (mm)	Max. cut-out (mm)	Pcs (/pack)
DES 24A	1731310024	146 x 61	112 x 39	
DES 16A	1731310016	120 x 61	86 x 39	
DES 10A	1731310010	99 x 61	63 x 39	
DES QA	1731310008	74 x 61	40 x 39	
NEW DES L1A	1731310001	54,3 x 41	21 x 18	10
DES L2A	1731310002	74 x 41	40 x 18	
DES L3A	1731310003	99 x 41	63 x 18	
DES L4A	1731310004	120 x 41	86 x 18	
DES L5A	1731310005	146 x 41	112 x 18	
Upon request	1731991020	Set of 4 mounting screws in AISI304 with Black Geomet finishing		10

* Indoor only



IP66

NEMA 12, 4X*

UL TYPE 12, 4X



ECOLAB



IK10





DESPRED ATEX



Divisible cable gland with locknut

FEATURES

- Frame screws in AISI304 Stainless Steel with Black Dacromet finishing
- M25, M32 and M63 metric sizes
- IP66 and Nema 4X* certified
- Strain relief according to EN 62444
- Sturdy construction IK10
- Integrated gasket

The DESPRED series are divisible cable glands for metric threads.

The 63 model can be used with small, multiple and large grommets for cables up to 34 mm diameter. With multiple grommets it is possible to accommodate up to 16 cables. Future cable size changes can also be easily accommodated using various grommets.

DESPRED ATEX series can be used in zone 2 and 22.


Material: PP+GF, halogens and silicones free

Flammability: self-extinguishing acc. to UL94-V0

Temperature: -40°C... +155°C (static)


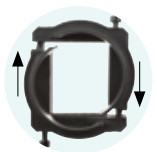
RELATED PRODUCTS

- SPP grommets (from page 46)
- SPG grommets (from page 52)
- HY360 hydraulic punch driver (page 139)
- Divisible locknuts (page 39-40)

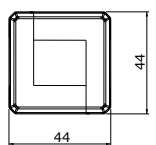
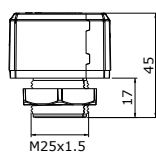


Model	Code	Some possible configurations	Cut-out Ø (mm)	Pcs (/pack)
DESPRED 25A	1731350025		25,5	10
DESPRED 32A	1731350032		32,5	
DESPRED 63A	1731350063		63,5	

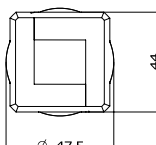
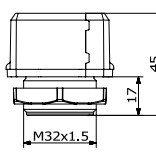
Dimensions (mm)



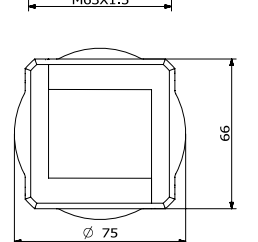
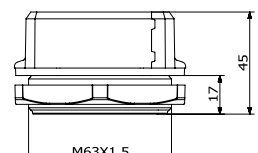
DESPRED 25A



DESPRED 32A



DESPRED 63A



* Indoor only



IP66

NEMA 12, 4X*

UL TYPE 12, 4X



ECOLAB



IK10





SPP ATEX



DES grommets - small: single, double and quadruple



FEATURES

- Grommets for cables from 2 to 17 mm diameter
- "Blind" version available
- Grey and black colours available
- UL94-V0 for both colours

The SPP grommets enable several cables from 2 to 17 mm diameter to be installed in the DES splittable frame.

The 2X and 4X* versions allow multiple cables in the same grommet.

SPP ATEX series can be used in zone 2 and 22.

Material: TPE, halogens and silicones free

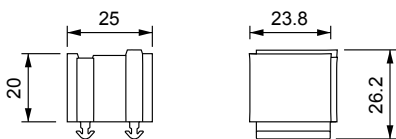
Flammability: self-extinguishing acc. to UL94-V0 (grey or black)

Temperature: -40°C... +110°C (static)

RELATED PRODUCTS

- DES 24
- DES 16
- DES 10
- DES Q
- DESPRED
- DESCCLICK
- DES 24M
- DES 24MX
- DES 16M
- DES 16MX

Dimensions (mm)



* Indoor only

Model	Code	Ø Cable (mm)	Model	Code	Pcs (/pack)
●			●		
SPP 0GA	1731320100	"Blind"	SPP 0BA	1731320200	10
SPP 2GA	1731320102	2-3	SPP 2BA	1731320202	
SPP 3GA	1731320103	3-4	SPP 3BA	1731320203	
SPP 4GA	1731320104	4-5	SPP 4BA	1731320204	
SPP 5GA	1731320105	5-6	SPP 5BA	1731320205	
SPP 6GA	1731320106	6-7	SPP 6BA	1731320206	
SPP 7GA	1731320107	7-8	SPP 7BA	1731320207	
SPP 8GA	1731320108	8-9	SPP 8BA	1731320208	
SPP 9GA	1731320109	9-10	SPP 9BA	1731320209	
SPP 10GA	1731320110	10-11	SPP 10BA	1731320210	
SPP 11GA	1731320111	11-12	SPP 11BA	1731320211	
SPP 12GA	1731320112	12-13	SPP 12BA	1731320212	
SPP 13GA	1731320113	13-14	SPP 13BA	1731320213	
SPP 14GA	1731320114	14-15	SPP 14BA	1731320214	
SPP 15GA	1731320115	15-16	SPP 15BA	1731320215	
SPP 16GA	1731320116	16-17	SPP 16BA	1731320216	
●●			●●		
SPP 2x2GA	1731320304	2 x 2	SPP 2x2BA	1731320404	10
SPP 2x3GA	1731320306	2 x 3	SPP 2x3BA	1731320406	
SPP 2x4GA	1731320308	2 x 4	SPP 2x4BA	1731320408	
SPP 2x5GA	1731320310	2 x 5	SPP 2x5BA	1731320410	
SPP 2x6GA	1731320312	2 x 6	SPP 2x6BA	1731320412	
SPP 2x7GA	1731320314	2 x 7	SPP 2x7BA	1731320414	
SPP 2x8GA	1731320316	2 x 6	SPP 2x8BA	1731320416	
●●●			●●●		
SPP 4x2GA	1731320318	4 x 2	SPP 4x2BA	1731320418	10
SPP 4x3GA	1731320320	4 x 3	SPP 4x3BA	1731320420	
SPP 4x4GA	1731320322	4 x 4	SPP 4x4BA	1731320422	
SPP 4x5GA	1731320324	4 x 5	SPP 4x5BA	1731320424	
SPP 4x6GA	1731320326	4 x 6	SPP 4x6BA	1731320426	






SPG ATEX



DES grommets - large



FEATURES

- Grommets for cables with and without connectors or for corrugated pipes from 17 to 35 mm diameter
- 2 blind versions available
- UL94-V0 for both grey and black

The SPG grommets are designed for cables with or without connectors or for corrugated pipes with diameter from 17 to 35mm.

SPG ATEX series can be used in zone 2 and 22.

Material: TPE, halogens and silicones free

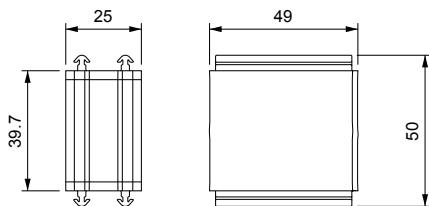
Flammability: self-extinguishing acc. to UL94-V0 (grey or black)

Temperature: -40°C... +110°C (static)

RELATED PRODUCTS

- DES 24
- DES 16
- DES 10
- DES Q
- DESPRED
- DESCLICK
- DES 24M
- DES 24MX
- DES 16M
- DES 16MX

Dimensions (mm)



* Indoor only

Model	Code	Ø Cable min/max (mm)	Model	Code	Pcs (/pack)
SPG 0GA	1731322000	"Blind"	SPG 0BA	1731322020	
SPG 17GA	1731322117	17-18	SPG 17BA	1731322217	
SPG 18GA	1731322118	18-19	SPG 18BA	1731322218	
SPG 19GA	1731322119	19-20	SPG 19BA	1731322219	
SPG 20GA	1731322120	20-21	SPG 20BA	1731322220	
SPG 21GA	1731322121	21-22	SPG 21BA	1731322221	
SPG 22GA	1731322122	22-23	SPG 22BA	1731322222	
SPG 23GA	1731322123	23-24	SPG 23BA	1731322223	
SPG 24GA	1731322124	24-25	SPG 24BA	1731322224	
SPG 25GA	1731322125	25-26	SPG 25BA	1731322225	10
SPG 26GA	1731322126	26-27	SPG 26BA	1731322226	
SPG 27GA	1731322127	27-28	SPG 27BA	1731322227	
SPG 28GA	1731322128	28-29	SPG 28BA	1731322228	
SPG 29GA	1731322129	29-30	SPG 29BA	1731322229	
SPG 30GA	1731322130	30-31	SPG 30BA	1731322230	
SPG 31GA	1731322131	31-32	SPG 31BA	1731322231	
SPG 32GA	1731322132	32-33	SPG 32BA	1731322232	
SPG 33GA	1731322133	33-34	SPG 33BA	1731322233	
SPG 34GA	1731322134	34-35	SPG 34BA	1731322234	



IP66

NEMA 12, 4X*

UL TYPE 12, 4X



ECOLAB






SPG M ATEX



DES grommets - large - for cables without connectors, with double membrane

Double parallel membrane



FEATURES

- Multiple grommets for high number of cables without connectors
- Grey and black colours available
- UL94-V0 for both colours
- Strain relief according to EN 62444

The SPG M grommets enable a high number of cables to be installed in the DES splittable frames.

The cable is pushed through the front membrane, whilst the second membrane increases the strain relief and liquid resistance.

SPG M ATEX series can be used in zone 2 and 22.

Material: TPE, halogens and silicones free

Flammability: self-extinguishing acc. to UL94-V0 (grey or black)

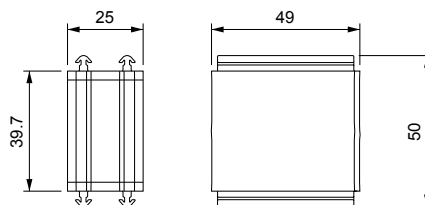
Temperature: -40°C... +110°C (static)

Model	Code	Nr. Cables	Ø Cable min/max (mm)	Pcs (/pack)
SPG M7GA	1731322307	4	max. 13,5	10
SPG M7BA	1731322407	2	max. 5	
SPG M9GA	1731322309	1	max. 9,5	
SPG M9BA	1731322409	9	max. 8	
SPG M14GA	1731322314	12	max. 6,5	
SPG M14BA	1731322414	2	max. 12	
SPG M15GA	1731322315	15	max. 7	
SPG M15BA	1731322415			

RELATED PRODUCTS

- DES 24
- DES 16
- DES 10
- DES Q
- DESPRED
- DESCLICK
- DES 24M
- DES 24MX
- DES 16M
- DES 16MX

Dimensions (mm)



* Indoor only



IP66

NEMA 12, 4X*



ECOLAB





DES PDM 24 ATEX



Cable entry plates with internal frame and double membrane



FEATURES

- For large number of cables without connectors
- High strain relief thanks to the double membrane
- Cost efficient solution
- IP66 and Nema 4X* certified
- Threaded inserts or plastic rivets version on request

The DES PDM 24 is an innovative alternative to standard cable glands on electrical, electronic and telecommunication cabinets and equipment. The cable is pushed through the front membrane, whilst the second membrane increases the strain relief and liquid resistance.

DES PDM 24 ATEX series can be used in zone 2 and 22.


Material: TPE, halogens and silicones free

Flammability: self-extinguishing acc. to UL94-V0

Temperature: -40°C... +110°C (static)

RELATED PRODUCTS

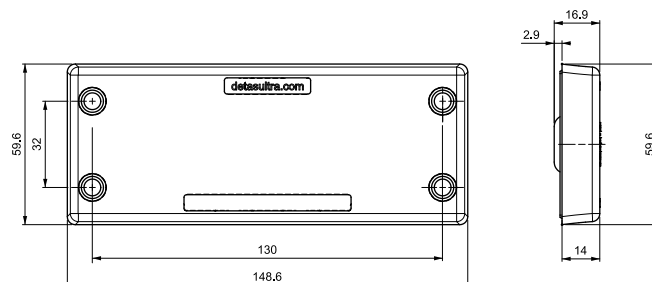
- IFP plugs (page 92)
- DES PDM caps (page 92)
- HY360 hydraulic punch driver (page 139)
- PF/PFX cable entry system plates (from page 140)



Double parallel membrane

	Model	Code	Nr. cables	Ø Cable min/max (mm)	Dimensions (mm)		Pcs (/pack)	
					Cut-out	Plate		
NEW	DES PDM 24A/3G	1732312403	3	18 / 26	112 x 36	148,6 x 59,6	10	
	DES PDM 24A/12G	1732312412	12	9 / 16				
	DES PDM 24A/14G	1732312414	10 4	2,8 / 6,5 14,5 / 22				
	DES PDM 24A/15G	1732312415	15	6,8 / 12				
	DES PDM 24A/16G	1732312416	8 4 2 2	2,8 / 6,5 4,4 / 9,7 8,6 / 16,2 14,5 / 22				
DES PDM 24A/17G	1732312417		6 6 5	2,8 / 6,5 4,6 / 10,2 8,6 / 16,2				
DES PDM 24A/25G	1732312425		12 7 6	2,8 / 6,5 4,4 / 9,7 6,8 / 12				
NEW	DES PDM 24A/26G	1732312426	26	4,6 / 10				
	DES PDM 24A/32G	1732312432	21 8 3	2,8 / 6,5 4,6 / 10,2 6,8 / 12				
	DES PDM 24A/42G		1732312442	42				2,8 / 6,5
	DES PDM 24A/124G		1732312445	120 4				1,75/4,7 2,3/6

Dimensions (mm)



* Indoor only



IP66

NEMA 12, 4X*

UL TYPE 12, 4X



ECOLAB



RoHS COMPLIANT






DES PDM 24 ATEX



Cable entry plates with internal frame and double membrane



FEATURES

- For large number of cables without connectors
- High strain relief thanks to the double membrane
- Cost efficient solution
- IP66 and Nema 4X* certified
- Threaded inserts or plastic rivets version on request

The DES PDM 24 is an innovative alternative to standard cable glands on electrical, electronic and telecommunication cabinets and equipment. The cable is pushed through the front membrane, whilst the second membrane increases the strain relief and liquid resistance.

DES PDM 24 ATEX series can be used in zone 2 and 22.

Material: TPE, halogens and silicones free


Flammability: self-extinguishing acc. to UL94-V0

Temperature: -40°C... +110°C (static)

Model	Code	Nr. Cables	Ø Cable min/max (mm)	Dimensions (mm)		Pcs (/pack)
				Cut-out	Plate	
NEW DES PDM 24A/3B	1732313403	3	18 / 26	112 x 36	148,6 x 59,6	10
DES PDM 24A/12B	1732313412	12	9 / 16			
DES PDM 24A/14B	1732313414	10 4	2,8 / 6,5 14,5 / 22			
DES PDM 24A/15B	1732313415	15	6,8 / 12			
DES PDM 24A/16B	1732313416	8	2,8 / 6,5			
		4	4,4 / 9,7			
		2	8,6 / 16,2			
DES PDM 24A/17B	1732313417	2	14,5 / 22			
		6	2,8 / 6,5			
		6	4,6 / 10,2			
DES PDM 24A/25B	1732313425	5	8,6 / 16,2			
		12	2,8 / 6,5			
		7	4,4 / 9,7			
DES PDM 24A/26B	1732313426	6	6,8 / 12			
		26	4,6 / 10			
		DES PDM 24A/32B	1732313432	21	2,8 / 6,5	
8	4,6 / 10,2					
3	6,8 / 12					
DES PDM 24A/42B	1732313442	42	2,8 / 6,5			

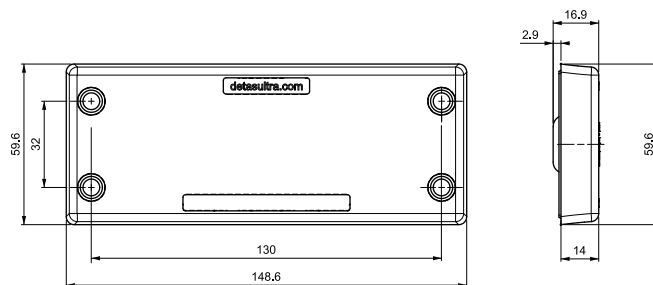
RELATED PRODUCTS

- IFP plugs (page 92)
- DES PDM caps (page 92)
- HY360 hydraulic punch driver (page 139)
- PF/PFX cable entry system plates (from page 140)



Double parallel membrane

Dimensions (mm)



* Indoor only



IP66

NEMA 12, 4X*

UL TYPE 12, 4X



ECOLAB



RoHS COMPLIANT





DES PDM S ATEX



Cable entry plates with internal frame and double membrane

FEATURES

- For several number of cables in a limited space
- High strain relief thanks to the double membrane
- Cost efficient solution
- High IP grade (IP66)
- Threaded inserts or plastic rivets version on request



Double parallel membrane



The DES PDM S is an innovative alternative to standard cable glands on electrical, electronic and telecommunication cabinets and equipment.

The cable is pushed through the front membrane, whilst the second membrane increases the strain relief and liquid resistance.

DES PDM S ATEX series can be used in zone 2 and 22.

Material: TPE, halogens and silicones free

Flammability: self-extinguishing acc. to UL94-V0

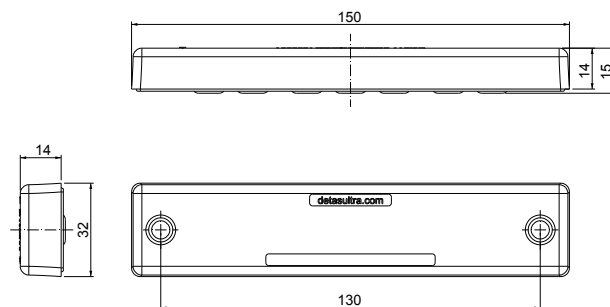
Temperature: -40°C... +110°C (static)

RELATED PRODUCTS

- IFP plugs (page 92)
- DES PDM caps (page 92)

Model	Code	Nr. Cables	Ø Cable min/max (mm)	Dimensions (mm)		Pcs (/pack)
				Cut-out	Plate	
DES PDM S 112A/7G	1732321127	7	6,8 / 12	112x18	150 x 32	10
DES PDM S 112A/22G	1732321122	22	3,2 / 6,5			
DES PDM S 112A/7B	1732322127	7	6,8 / 12			
DES PDM S 112A/22B	1732322122	22	3,2 / 6,5			

Dimensions (mm)



IP66

NEMA 12

UL TYPE 12



ECOLAB



RoHS COMPLIANT





DES PDM Q ATEX




Cable entry plates with internal frame and double membrane

FEATURES

- For large number of cables without connectors
- High strain relief thanks to the double membrane
- Cost efficient solution
- IP66 and Nema 4X* certified
- Threaded inserts or plastic rivets version on request



Double parallel membrane



The DES PDM Q is an innovative alternative to standard cable glands on electrical, electronic and telecommunication cabinets and equipment.

The cable is pushed through the front membrane, whilst the second membrane increases the strain relief and liquid resistance.

DES PDM Q ATEX series can be used in zone 2 and 22.

Material: TPE, halogens and silicones free

Flammability: self-extinguishing acc. to UL94-V0

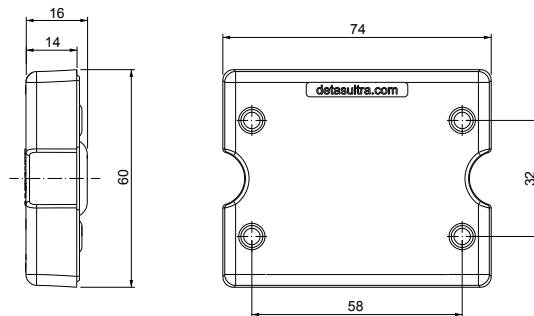
Temperature: -40°C... +110°C (static)

RELATED PRODUCTS

- IFP plugs (page 92)
- DES PDM caps (page 92)
- HY360 hydraulic punch driver (page 139)

Model	Code	Nr. Cables	Ø Cable min/max (mm)	Dimensions (mm)		Pcs (/pack)
				Cut-out	Plate	
DES PDM Q 13GA	1732314613	8	2,8 / 6,5	46 x 46	74 x 60	10
		4	4,6 / 10,2			
		1	14,5 / 22			
DES PDM Q 17GA	1732314617	10	2,8 / 6,5			
		4	4,6 / 10,2			
		2	6,8 / 12			
		1	8,6 / 16,2			
DES PDM Q 25GA	1732314625	25	2,8 / 6,5			
DES PDM Q 13BA	1732315614	8	2,8 / 6,5			
		4	4,6 / 10,2			
		1	14,5 / 22			
DES PDM Q 17BA	1732315618	10	2,8 / 6,5			
		4	4,6 / 10,2			
		2	6,8 / 12			
		1	8,6 / 16,2			
DES PDM Q 25BA	1732315626	25	2,8 / 6,5			

Dimensions (mm)



* Indoor only



IP66

NEMA 12, 4X*

UL TYPE 12, 4X



ECOLAB



RoHS COMPLIANT





DES PDMU ATEX



Round cable entry plates for single cable - internal frame and double membrane

FEATURES

- Metric sized
- High retaining force thanks to the double membrane
- Cost efficient solution
- High IP grade (IP66) Nema 4X*
- Recommended tightening torque 8 Nm

The cable entry plates series DES PDMU are used to save space and time as alternative to cable glands. They use the metric holes on cabinets or machinery and the nutlock guarantees a strong strain relief and highest water and dust protection.

The cable is pushed through the front membrane, whilst the second membrane increases the strain relief and liquid resistance.

DES PDMU ATEX series can be used in zone 2 and 22.

Material: TPE, halogens and silicones free

Flammability: self-extinguishing acc. to UL94-V0

Temperature: -40°C... +110°C (static)

RELATED PRODUCTS

- IFP plugs (page 92)
- HY360 hydraulic punch driver (page 139)

Double parallel membrane



* Indoor only

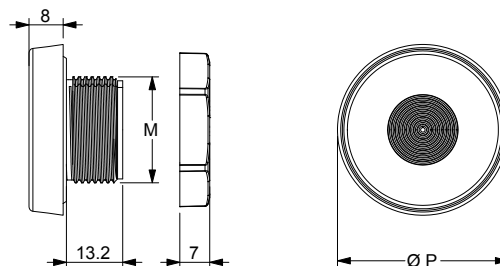


Model	Code	Nr. Cables	Ø max (mm)	Thread	Dimensions (mm)		Pcs (/pack)
					Cut-out	Plate	

DES PDMU 20GA	1732330120	1	10,5	M20	20,5	36	10
DES PDMU 25GA	1732330125	1	16	M25	25,5	40	
DES PDMU 32GA	1732330132	1	22	M32	32,5	46	

DES PDMU 20BA	1732331120	1	10,5	M20	20,5	36	10
DES PDMU 25BA	1732331125	1	16	M25	25,5	40	
DES PDMU 32BA	1732331132	1	22	M32	32,5	46	

Dimensions (mm)



IP66

up to NEMA 12, 4X*

UL TYPE 12, 4X



ECOLAB



RoHS COMPLIANT






DES PDM M ATEX



Round cable entry plates with internal frame and double membrane



Double parallel membrane

FEATURES

- For large number of cables without connectors
- High strain relief thanks to the double membrane
- Cost-effective solution
- High IP grade (IP66-68), Nema 4X*
- Recommended tightening torque 8Nm

The cable entry plates series DES PDM M are used to save space and time as alternative to cable glands. They use the metric holes on cabinets or machinery and the nutlock guarantees a strong strain relief and highest water and dust protection. The cable is pushed through the front membrane, whilst the second membrane increases the strain relief and liquid resistance.

DES PDM M ATEX series can be used in zone 2 and 22.

Material: TPE, halogens and silicones free

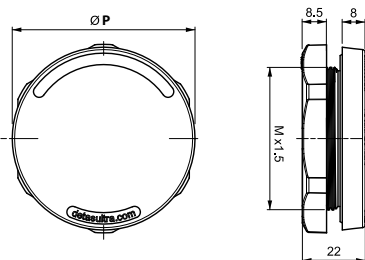
Flammability: self-extinguishing acc. to UL94-V0

Temperature: -40°C... +110°C (static)

RELATED PRODUCTS

- IFP plugs (page 92)
- HY360 hydraulic punch driver (page 139)

Dimensions (mm)



Model	Code	Nr. Cables	Ø Cable min / max (mm)	M x 1,5	Dimensions		Pcs (/pack)
					Ø P (mm)	H (mm)	
DES PDM M20A/2G	1732332002	2	2 / 5,5	M20	36	7	10
DES PDM M20A/3G	1732332003	3	2 / 5				
DES PDM M20A/4G	1732332004	4	2 / 4,5				
DES PDM M25A/4G	1732333204	3	2,6 / 6,5	M25	41	7	
DES PDM M25A/6G	1732333506	6	2,2 / 5				
DES PDM M32A/4G	1732333204	3	2,6 / 6,5	M32	46	7	
DES PDM M32A/4-2G	1732333242	4	3,5 / 8,8				
DES PDM M32A/7G	1732333207	7	2,6 / 6,5				
DES PDM M40A/8G	1732334008	4	2,6 / 6,5	M40	54	7	
DES PDM M40A/12G	1732334012	12	2 / 6				
DES PDM M50A/8G	1732335008	5	4,6 / 10,2	M50	64	8,5	
DES PDM M50A/10G	1732335010	7	2,8 / 6,5				
DES PDM M50A/12G	1732335012	2	4,6 / 10,2				
DES PDM M50A/19G	1732335019	1	14,5 / 22				
DES PDM M63A/6G	1732336306	3	4,6 / 10,2				
DES PDM M63A/9G	1732336309	3	2,6 / 6	M63	77	8,5	
DES PDM M63A/13G	1732336313	4	4,6 / 10,2				
DES PDM M63A/14G	1732336314	4	8,6 / 16,2				
DES PDM M63A/14G	1732336314	5	10,9 / 20				
DES PDM M63A/35G	1732336335	14	2,8 / 6				
DES PDM M63A/35G	1732336335	35	4,6 / 10,2				

* Indoor only



IP66
IP68

NEMA
12, 4X*

UL TYPE
12, 4X



ECOLAB



RoHS
COMPLIANT






DES PDM M ATEX



Round cable entry plates with internal frame and double membrane



Double parallel membrane

FEATURES

- For large number of cables without connectors
- High strain relief thanks to the double membrane
- Cost-effective solution
- High IP grade (IP66-68), Nema 4X*
- Recommended tightening torque 8Nm

The cable entry plates series DES PDM M are used to save space and time as alternative to cable glands. They use the metric holes on cabinets or machinery and the nutlock guarantees a strong strain relief and highest water and dust protection. The cable is pushed through the front membrane, whilst the second membrane increases the strain relief and liquid resistance.

DES PDM M ATEX series can be used in zone 2 and 22.

Material: TPE, halogens and silicones free

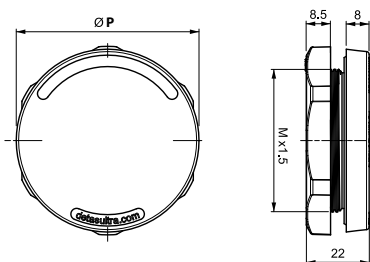
Flammability: self-extinguishing acc. to UL94-V0

Temperature: -40°C... +110°C (static)

RELATED PRODUCTS

- IFP plugs (page 92)
- HY360 hydraulic punch driver (page 139)

Dimensions (mm)



Model	Code	Nr. Cables	Ø Cable min / max (mm)	M x 1,5	Dimensions		Pcs (/pack)
					Ø P (mm)	H (mm)	
NEW DES PDM M20A/2B	1732333005	2	2 / 5,5	M20	36	7	10
DES PDM M20A/3B	1732333006	3	2 / 5				
DES PDM M20A/4B	1732333007	4	2 / 4,5				
DES PDM M25A/4B	1732333007	3	2,6 / 6,5	M25	41	7	
DES PDM M25A/6B	1732333507	6	2,2 / 5				
DES PDM M32A/4B	1732334205	3	2,6 / 6,5	M32	46	7	
DES PDM M32A/4-2B	1732334252	4	3,5 / 8,8				
DES PDM M32A/7B	1732334208	7	2,6 / 6,5				
DES PDM M40A/8B	1732335009	4	2,6 / 6,5	M40	54	7	
DES PDM M40A/12B	1732335007	12	2 / 6				
DES PDM M50A/8B	1732336009	5	4,6 / 10,2	M50	64	8,5	
DES PDM M50A/10B	1732336011	7	2,8 / 6,5				
DES PDM M50A/12B	1732336013	2	4,6 / 10,2				
DES PDM M50A/19B	1732336020	1	14,5 / 22				
DES PDM M63A/6B	1732337307	3	4,6 / 10,2				
DES PDM M63A/9B	1732337310	3	2,6 / 6	M63	77	8,5	
DES PDM M63A/13B	1732337314	4	4,6 / 10,2				
DES PDM M63A/14B	1732337315	4	8,6 / 16,2				
DES PDM M63A/14B	1732337315	5	10,9 / 20				
DES PDM M63A/35B	1732337336	14	2,8 / 6				
DES PDM M63A/35B	1732337336	35	4,6 / 10,2				
DES PDM M63A/35B	1732337336	35	9,5 / 16,2				
DES PDM M63A/35B	1732337336	35	5 / 10				
DES PDM M63A/35B	1732337336	35	2,6 / 5,5				

* Indoor only



IP66
IP68

NEMA
12, 4X*

UL TYPE
12, 4X





DES PDM KN ATEX



Cable entry plate - large frame and double membrane

FEATURES

- For up to 72 cables without connectors
- High strain relief thanks to the double membrane
- Internal reinforcing frame
- Cost efficient solution
- High IP grade (IP66)



The DES PDM KN are multi cable entry plates suitable for cabinet side or bottom. According to cable size and quantities it is possible to find the right model. The fixing holes are for Rittal cabinets. The cable is pushed through the front membrane, whilst the second membrane increases the strain relief and liquid resistance.

DES PDM KN ATEX series can be used in zone 2 and 22.


Material: TPE, halogens and silicones free

Flammability: self-extinguishing acc. to UL94-V0

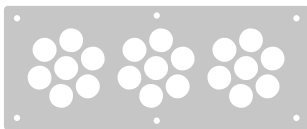
Temperature: -40°C... +110°C (static)

RELATED PRODUCTS


- Tappi IFP (pag. 92)
- DES PDM CAPS (pag. 92)




KN/72



KN/21



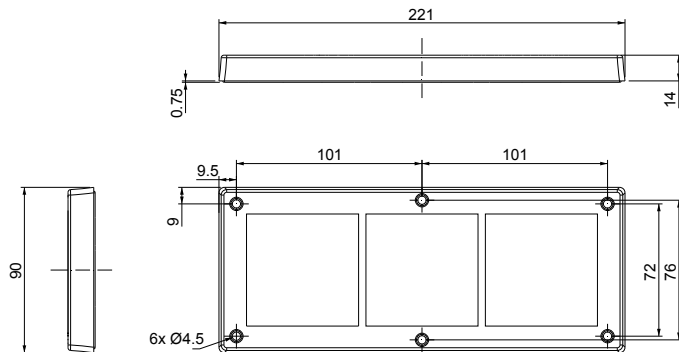
KN/19



Double parallel membrane

Model	Code	Nr. Cables	Ø Cable min/max (mm)	Dimensions (mm)		Pcs (/pack)
				Cut-out	Plate	
DES PDM KN/72GA	1732340072	42	2,8 / 6,5	192 x 62	221 x 90	1
		21	4,6 / 10,2			
		6	8,6 / 16,2			
DES PDM KN/72BA	1732341073	3	14,5 / 22			
DES PDM KN/21GA	1732340021	21	9,5 / 17	192 x 62	221 x 90	1
DES PDM KN/21BA	1732341022					
DES PDM KN/19GA	1732340019	4	3 / 6	192 x 62	221 x 90	1
DES PDM KN/19BA	1732341020	3	5 / 10			
		6	9 / 15			
DES PDM KN/19BA	1732341020	3	14 / 22	192 x 62	221 x 90	1
		2	19 / 27			
		2	22/30			

Dimensions (mm)



7



IP66

NEMA 12

UL TYPE 12



ECOLAB



RoHS COMPLIANT





DES PDP ATEX



Round base, cone-shaped cable entry plate with locknut

FEATURES

- For diameters from 2,5 to 64 mm
- Reinforcing base plate
- Cost efficient solution
- UL94-V0 for grey and black

The DES PDP is available in M25, M32, M40, M50, M63 and M75 sizes, enabling non-terminated cables with diameter from 2,5 to 64 mm to pass through the walls of the electrical cabinets.

The reinforcing base plate increases the stability when large cables are used.

DES PDP ATEX series can be used in zone 2 and 22.

Material: TPE, halogens and silicones free

Flammability: self-extinguishing acc. to UL94-V0

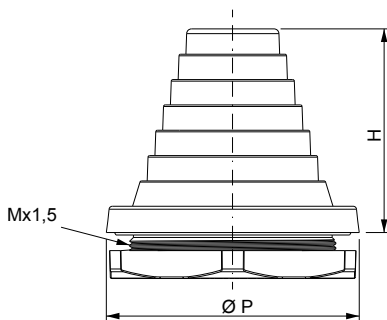
Temperature: -40°C... +110°C (static)

RELATED PRODUCTS


- HY360 hydraulic punch driver (page 139)



Dimensions (mm)



* Indoor only



Model	Code	Nr. Cables	Ø Cable min/max (mm)	Thread	Dimensions (mm)			Pcs x conf.
					Cut-out	ØP	H	
DES PDP 25GA	1732350025	1	2,5 / 17	M25	25,5	39	46.5	10
DES PDP 32GA	1732350032	1	5 / 23	M32	32,5	46	55.2	
DES PDP 40GA	1732350040	1	8 / 29	M40	40,5	54	62	
DES PDP 50GA	1732350050	1	17 / 42	M50	50,5	64	50	
DES PDP 63GA	1732350063	1	23 / 55	M63	63,5	77	62	
DES PDP 75GA	1732350075	1	38 / 64	M75	75,5	89	64	

Model	Code	Nr. Cables	Ø Cable min/max (mm)	Thread	Dimensions (mm)			Pcs x conf.
					Cut-out	ØP	H	
DES PDP 25BA	1732352025	1	2,5 / 17	M25	25,5	39	46.5	10
DES PDP 32BA	1732352032	1	5 / 23	M32	32,5	46	55.2	
DES PDP 40BA	1732352040	1	8 / 29	M40	40,5	54	62	
DES PDP 50BA	1732352050	1	17 / 42	M50	50,5	64	50	
DES PDP 63BA	1732352063	1	23 / 55	M63	63,5	77	62	
DES PDP 75BA	1732352075	1	38 / 64	M75	75,5	89	64	



up to IP66

up to NEMA 12, 4X*

UL TYPE 12





DES PDPS ATEX



Round base, cone-shaped cable entry plate with locknut

FEATURES


- For diameters from 2,5 to 64 mm
- Reinforcing base plate
- Cost efficient solution
- UL94-V0 for grey and black
- ATEX version on request (Group 7)

The DES PDPS ATEX is available in M63 and M75 sizes, enabling non-terminated cables with diameter from 23 to 64 mm to pass through the walls of the electrical cabinets. The installation of the PDPS is made from the front part, not needing to screw a nut from the opposite part of the wall. The reinforced base plate increases the stability when large cables are used. **DES PDPS ATEX series can be used in zone 2 and 22.**

Material: TPE+PA, halogens and silicones free

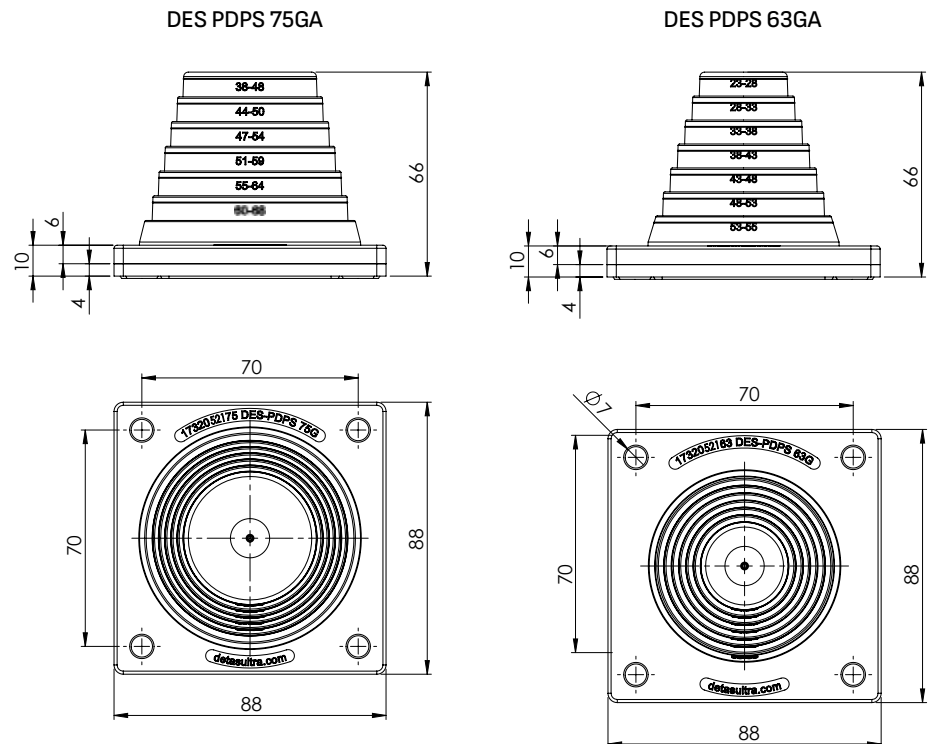
Flammability: self-extinguishing acc. to UL94-V0

Temperature: -40°C... +110°C (static)



Model	Code	Nr. Cables	Ø Cable min/max (mm)	Thread	Dimensions (mm)		Pcs x conf.
					Base	Height	
DES PDPS 63GA	1732352080	1	23 / 55	M63	70 x 88	66	10
DES PDPS 75GA	1732352090	1	38 / 64	M75	70 x 88	66	

Dimensions (mm)



RELATED PRODUCTS

- HY360 hydraulic punch driver (page 139)

* Indoor only



up to IP66

up to NEMA 12, 4X*

UL TYPE 12



ECOLAB



RoHS COMPLIANT





SPP P ATEX



SPP multi-range grommets with pyramidal shape

FEATURES

- Universal solution for cables without connectors from 3 to 14mm diameter
- Can be used on all DES Frames and divisible cable glands
- IP66
- UL94-V0 for both grey and black colors





The SPP P ATEX grommets are suitable for cables without connectors. They are used cutting the cone corresponding to the diameter of the cable. The cable is then routed into the grommet where the internal shape is increasing the strain relief. It is also possible to secure the cable with a cable tie. **SPP P ATEX series can be used in zone 2 and 22.**

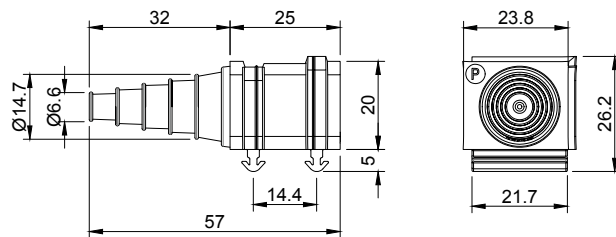
Material: TPE, halogens and silicones free

Flammability: self-extinguishing acc. to UL94-V0

Temperature: -40°C... +110°C (static)

Model	Code	Ø Cable min/max (mm)	Pcs (/pack)
 SPP PGA	1731320650	3 - 14	10
 SPP PBA	1731320652		

Dimensions (mm)



RELATED PRODUCTS

- DES 24
- DES 16
- DES 10
- DES Q
- DESPRED

* Indoor only



IP66

NEMA 12, 4X*

UL TYPE 12, 4X



ECOLAB



RoHS COMPLIANT






SPG P ATEX



SPP multi-range grommets with pyramidal shape

FEATURES

- Universal solution for cables without connectors from 17 to 33 mm diameter
- Can be used on all DES Frames and divisible cable glands
- IP66
- UL94-V0 for both grey and black colors



The SPG P ATEX grommets are suitable for cables without connectors. They are used cutting the cone corresponding to the diameter of the cable. The cable is then routed into the grommet where the internal shape is increasing the strain relief.

Is it also possible to secure the cable with a cable tie.

SPG P ATEX series can be used in zone 2 and 22.



Material: TPE, halogens and silicones free


Flammability: self-extinguishing acc. to UL94-V0

Temperature: -40°C... +110°C (static)

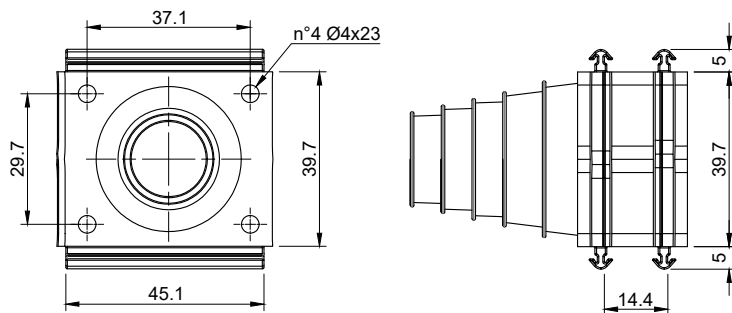
RELATED PRODUCTS

- DES FRAMES
- DESPRED

Model	Code	Thread	Pcs (/pack)
 SPG PGA	1731320745	17 - 33	10
 SPG PBA	1731320748		10



Dimensions (mm)



* Indoor only



IP66

NEMA 12, 4X*



ECOLAB



RoHS COMPLIANT



CODE INDEX

CODE	MODEL	PAGE
1731010001	DES L1	11
1731010002	DES L2	11
1731010003	DES L3	11
1731010004	DES L4	11
1731010005	DES L5	11
1731010008	DES Q	10
1731010010	DES 10	9
1731010016	DES 16	8
1731010024	DES 24	7
1731010124	DES 24-90	14
1731010215	DES 24MX15	16
1731010216	DES 16 M	18
1731010224	DES 24M	15
1731010252	DES 24MX2	17
1731010253	DES 24MX3	17
1731010254	DES 24MX4	17
1731010255	DES 24MX5	17
1731010256	DES 24MX6	17
1731010257	DES 24 MX7	17
1731010258	DES 24 MX8	17
1731010259	DES 24 MX9	17
1731010260	DES 24 MX10	17
1731010262	DES 16 MX2	19
1731010263	DES 16 MX3	19
1731010264	DES 16 MX4	19
1731010270	DES 380M	24
1731010272	DES 380 MX2	25
1731010273	DES 380 MX3	25
1731010274	DES 380 MX4	25
1731010278	SPH 0G	60
1731010281	SPH 38G	60
1731010282	SPH 42G	60
1731010283	SPH 46G	60
1731010284	SPH 50G	60
1731010285	SPH 54G	60
1731010286	SPH 58G	60
1731010287	SPH 62G	60
1731010308	DES Q CLICK	23
1731010310	DES 10 CLICK	22
1731010316	DES 16 CLICK	21
1731010317	DES 16/2 CLICK	21
1731010324	DES 24 CLICK	20
1731010326	DES 24/2 CLICK	20

CODE	MODEL	PAGE
1731010408	DES FLAP Q CLICK	28
1731010410	DES FLAP 10 CLICK	28
1731010416	DES FLAP 16 CLICK	28
1731010424	DES FLAP 24 CLICK	28
1731020100	SPP 0G	46
1731020102	SPP 2G	46
1731020103	SPP 3G	46
1731020104	SPP 4G	46
1731020105	SPP 5G	46
1731020106	SPP 6G	46
1731020107	SPP 7G	46
1731020108	SPP 8G	46
1731020109	SPP 9G	46
1731020110	SPP 10G	46
1731020111	SPP 11G	46
1731020112	SPP 12G	46
1731020113	SPP 13G	46
1731020114	SPP 14G	46
1731020115	SPP 15G	46
1731020116	SPP 16G	46
1731020200	SPP 0B	46
1731020202	SPP 2B	46
1731020203	SPP 3B	46
1731020204	SPP 4B	46
1731020205	SPP 5B	46
1731020206	SPP 6B	46
1731020207	SPP 7B	46
1731020208	SPP 8B	46
1731020209	SPP 9B	46
1731020210	SPP 10B	46
1731020211	SPP 11B	46
1731020212	SPP 12B	46
1731020213	SPP 13B	46
1731020214	SPP 14B	46
1731020215	SPP 15B	46
1731020216	SPP 16B	46
1731020304	SPP 2X2G	46
1731020306	SPP 2X3G	46
1731020308	SPP 2X4G	46
1731020310	SPP 2X5G	46
1731020312	SPP 2X6G	46
1731020314	SPP 2X7G	46
1731020316	SPP 2X8G	46

CODE	MODEL	PAGE
1731020318	SPP 4X2G	46
1731020320	SPP 4X3G	46
1731020322	SPP 4X4G	46
1731020324	SPP 4X5G	46
1731020326	SPP 4X6G	46
1731020404	SPP 2X2B	46
1731020406	SPP 2X3B	46
1731020408	SPP 2X4B	46
1731020410	SPP 2X5B	46
1731020412	SPP 2X6B	46
1731020414	SPP 2X7B	46
1731020416	SPP 2X8B	46
1731020418	SPP 4X2B	46
1731020420	SPP 4X3B	46
1731020422	SPP 4X4B	46
1731020424	SPP 4X5B	46
1731020426	SPP 4X6B	46
1731020504	SPP M4G	50
1731020505	SPP M4BG	50
1731020604	SPP M4B	50
1731020605	SPP M4BB	50
1731020650	SPP PG	49
1731020651	SPP PGT	49
1731020652	SPP PB	49
1731020653	SPP PBT	49
1731020708	SPP F8G	51
1731020712	SPP F12G	51
1731020716	SPP F16	51
1731020720	SPP VENT G	51
1731020725	SPP F1/4G	51
1731020728	SPP F1/8G	51
1731020745	SPG PG	54
1731020748	SPG PB	54
1731020810	SPG W22	56
1731020815	SPG WFQ20	56
1731020820	SPG WFQ27	56
1731020830	SPG WFP23	56
1731020840	SPG WF12	56
1731020850	SPG WF25	56
1731020905	SPG W22 USB 3.0	57
1731020907	SPG WP27 USB 3.0	
1731020910	SPG W22 USB-B	
1731020913	SPG WP20 USB-C	

CODE	MODEL	PAGE
1731020915	SPG W22 USB-C	57
1731020916	SPG W22 USB-Mini	
1731020920	SPG W22 USB-Mini	
1731020925	SPG W22 USB-Micro	
1731020930	SPG W22 RJ45 Cat.6	57
1731020933	SPG WP27 RJ45 Cat.6	
1731020935	SPG W22 HDMI	57
1731020937	SPG WP27 HDMI	
1731020940	SPG W22 2xUSB 2.0	57
1731021100	SPP K0G	48
1731021110	SPP K1G	48
1731021115	SPP K2G	48
1731021120	SPP K3G	48
1731021125	SPP K4G	48
1731021127	SPP K5G	48
1731021130	SPP ASI G	46
1731021140	SPP ASI2 G	46
1731021200	SPP R1G	47
1731021202	SPP R2G	47
1731021204	SPP R3G	47
1731021206	SPP R4G	47
1731021210	SPP R1B	47
1731021212	SPP R2B	47
1731021214	SPP R3B	47
1731021216	SPP R4B	47
1731022000	SPG 0G	52
1731022020	SPG 0B	52
1731022030	SPG YG	52
1731022035	SPG YB	52
1731022117	SPG 17G	52
1731022118	SPG 18G	52
1731022119	SPG 19G	52
1731022120	SPG 20G	52
1731022121	SPG 21G	52
1731022122	SPG 22G	52
1731022123	SPG 23G	52
1731022124	SPG 24G	52
1731022125	SPG 25G	52
1731022126	SPG 26G	52
1731022127	SPG 27G	52
1731022128	SPG 28G	52
1731022129	SPG 29G	52
1731022130	SPG 30G	52
1731022131	SPG 31G	52
1731022132	SPG 32G	52
1731022133	SPG 33G	52
1731022134	SPG 34G	52
1731022217	SPG 17B	52

CODE	MODEL	PAGE
1731022218	SPG 18B	52
1731022219	SPG 19B	52
1731022220	SPG 20B	52
1731022221	SPG 21B	52
1731022222	SPG 22B	52
1731022223	SPG 23B	52
1731022224	SPG 24B	52
1731022225	SPG 25B	52
1731022226	SPG 26B	52
1731022227	SPG 27B	52
1731022228	SPG 28B	52
1731022229	SPG 29B	52
1731022230	SPG 30B	52
1731022231	SPG 31B	52
1731022232	SPG 32B	52
1731022233	SPG 33B	52
1731022234	SPG 34B	52
1731022300	SPG K0G	53
1731022307	SPG M7G	55
1731022309	SPG M9G	55
1731022310	SPG K1G	53
1731022314	SPG M14G	55
1731022315	SPG M15G	55
1731022320	SPG K2G	53
1731022330	SPG K3G	53
1731022400	SPG K0B	53
1731022407	SPG M7B	55
1731022409	SPG M9B	55
1731022410	SPG K1B	53
1731022414	SPG M14B	55
1731022415	SPG M15B	55
1731022420	SPG K2B	53
1731022430	SPG K3B	53
1731023100	SPP K0B	48
1731023110	SPP K1B	48
1731023115	SPP K2B	48
1731023120	SPP K3B	48
1731023125	SPP K4B	48
1731023127	SPP K5B	48
1731029990	MOLSPP	
1731031008	DES FLAP Q	27
1731031010	DES FLAP 10	27
1731031016	DES FLAP 16	27
1731031024	DES FLAP 24	27
1731032008	DES COVER Q	26
1731032010	DES COVER 10	26
1731032016	DES COVER 16	26
1731032024	DES COVER 24	26

CODE	MODEL	PAGE
1731040002	ISP 2	61
1731040003	ISP 3	61
1731040004	ISP 4	61
1731040005	ISP 5	61
1731040006	ISP 6	61
1731040007	ISP 7	61
1731040008	ISP 8	61
1731040009	ISP 9	61
1731040010	ISP 10	61
1731040011	ISP 11	61
1731040012	ISP 12	61
1731040013	ISP 13	61
1731040014	ISP 14	61
1731040015	ISP 15	61
1731040016	ISP 16	61
1731050025	DESPRED 25	37
1731050032	DESPRED 32	37
1731050063	DESPRED 63	37
1731050250	DESPRED 50-90	38
1731051020	DESLICK 20B	35
1731051025	DESLICK 25B	35
1731051032	DESLICK 32B	35
1731051050	DESLICK 50B	36
1731051320	DESLICK 20G	35
1731051325	DESLICK 25G	35
1731051332	DESLICK 32G	35
1731051350	DESLICK 50G	36
1731052032	DDM SUB-D9	40
1731052232	DESPRED 32 SUB D9	
1731052316	OSF 16G	30
1731052320	OSF 20G	30
1731052325	OSF 25G	30
1731052332	OSF 32G	30
1731052340	OSF 40G	31
1731052350	OSF 50G	32
1731052363	OSF63G	32
1731052416	OSF 16B	30
1731052420	OSF 20B	30
1731052425	OSF 25B	30
1731052432	OSF 32B	30
1731052440	OSF 40B	31
1731052450	OSF 50B	32
1731052460	OSF 63B	32
1731052500	SPC 0G	41
1731052502	SPC 2G	41
1731052503	SPC 3G	41
1731052504	SPC 4G	41
1731052505	SPC 5G	41

CODE	MODEL	PAGE
1731052506	SPC 6G	41
1731052507	SPC 7G	41
1731052508	SPC 8G	41
1731052509	SPC 9G	41
1731052510	SPC 10G	41
1731052511	SPC 11G	41
1731052512	SPC 12G	41
1731052513	SPC 13G	41
1731052514	SPC 14G	41
1731052522	SPC 2X2G	41
1731052523	SPC 2X3G	41
1731052524	SPC 2X4G	41
1731052525	SPC 2X5G	41
1731052526	SPC 2X6G	41
1731052527	SPC 2X7G	41
1731052532	SPC 4X2G	41
1731052533	SPC 4X3G	41
1731052534	SPC 4X4G	41
1731052535	SPC 4X5G	41
1731052536	SPC 4X6G	41
1731052537	SPC 4X4,5G	41
1731052550	SPC K1G	43
1731052555	SPC K2G	43
1731052560	SPC K3G	43
1731052565	SPC K4G	43
1731052600	SPC 0B	41
1731052602	SPC 2B	41
1731052603	SPC 3B	41
1731052604	SPC 4B	41
1731052605	SPC 5B	41
1731052606	SPC 6B	41
1731052607	SPC 7B	41
1731052608	SPC 8B	41
1731052609	SPC 9B	41
1731052610	SPC 10B	41
1731052611	SPC 11B	41
1731052612	SPC 12B	41
1731052613	SPC 13B	41
1731052614	SPC 14B	41
1731052622	SPC 2X2B	41
1731052623	SPC 2X3B	41
1731052624	SPC 2X4B	41
1731052625	SPC 2X5B	41
1731052626	SPC 2X6B	41
1731052627	SPC 2X7B	41
1731052632	SPC 4X2B	41
1731052633	SPC 4X3B	41
1731052634	SPC 4X4B	41

CODE	MODEL	PAGE
1731052635	SPC 4X5B	41
1731052636	SPC 4X6B	41
1731052637	SPC 4X4,5B	41
1731052650	SPC K1B	43
1731052652	SPC K2B	43
1731052654	SPC K3B	43
1731052656	SPC K4B	43
1731052716	OSF ZIP 16G	34
1731052720	OSF ZIP 20G	34
1731052725	OSF ZIP 25G	34
1731052732	OSF ZIP 32G	34
1731052816	OSF ZIP 16B	34
1731052820	OSF ZIP 20B	34
1731052825	OSF ZIP 25B	34
1731052832	OSF ZIP 32B	34
1731052850	OSF ZH16	34
1731052851	OSF ZH20	34
1731052852	OSF ZH25	34
1731052853	OSF ZH32	34
1731052916	OSF90 16G	33
1731052917	OSF90 16B	33
1731052920	OSF90 20G	33
1731052921	OSF90 20B	33
1731052925	OSF90 25G	33
1731052926	OSF90 25B	33
1731052932	OSF90 32G	33
1731052933	OSF90 32B	33
1731053000	SPL 0G	44
1731053001	SPL 0B	44
1731053005	SPL 13G	44
1731053010	SPL 17G	44
1731053013	SPL 21G	44
1731053015	SPL 25G	44
1731053020	SPL 29G	44
1731053025	SPL 13B	44
1731053030	SPL 17B	44
1731053033	SPL 21B	44
1731053035	SPL 25B	44
1731053040	SPL 29B	44
1731053050	SPL M4G	45
1731053055	SPL M8G	45
1731053058	SPL M13G	45
1731053060	SPL M4B	45
1731053065	SPL M8B	45
1731053068	SPL M13B	45
1731053101	SPC R1G	42
1731053102	SPC R2G	42
1731053103	SPC R3G	42

CODE	MODEL	PAGE
1731053106	SPC R1B	42
1731053107	SPC R2B	42
1731053108	SPC R3B	42
1731060010	DES Z 10	64
1731060016	DES Z 16	64
1731060024	DES Z 24	64
1731060202	DES ZZ L2	65
1731060203	DES ZZ L3	65
1731060204	DES ZZ L4	65
1731060205	DES ZZ L5	65
1731060208	DES ZZ Q	65
1731060210	DES ZZ 10	65
1731060216	DES ZZ 16	65
1731060224	DES ZZ 24	65
1731060232	DESPRED ZZ 32	67
1731060263	DESPRED ZZ 63	67
1731060332	DESCCLICK Z 32	66
1731060350	DESCCLICK Z 50	66
1731253020	DDMD M20	39
1731253025	DDMD M25	39
1731253032	DDMD M32	39
1731253040	DDMD M40	39
1731253050	DDMD M50	39
1731253063	DDMD M63	39
1731260024	DES 24 CLEAN	68
1731260100	SPP 0 C	69
1731260102	SPP 2 C	69
1731260103	SPP R1 C	69
1731260106	SPP R2 C	69
1731260109	SPP R3 C	69
1731260112	SPP R4 C	69
1731260116	SPP 16 C	69
1731260117	SPG 0 C	69
1731260118	SPG 18 C	69
1731260119	SPG 19 C	69
1731260120	SPG 20 C	69
1731260121	SPG 21 C	69
1731260122	SPG 22 C	69
1731260123	SPG 23 C	69
1731260124	SPG 24 C	69
1731260125	SPG 25 C	69
1731260126	SPG 26 C	69
1731260127	SPG 27 C	69
1731260128	SPG 28 C	69
1731260129	SPG 29 C	69
1731260130	SPG 30 C	69
1731260131	SPG 31 C	69
1731260132	SPG 32 C	69

CODE	MODEL	PAGE
1731260133	SPG 33 C	69
1731260134	SPG 34 C	69
1731260142	SPP 2x2C	69
1731260143	SPP 2x3C	69
1731260144	SPP 2x4C	69
1731260145	SPP 2x5C	69
1731260146	SPP 2x6C	69
1731260147	SPP 2x7C	69
1731260148	SPP 2x8C	69
1731260152	SPP 4x2C	69
1731260153	SPP 4x3C	69
1731260154	SPP 4x4C	69
1731260155	SPP 4x5C	69
1731260156	SPP 4x6C	69
1731310001	DES L1A	146
1731310002	DES L2A	146
1731310003	DES L3A	146
1731310004	DES L4A	146
1731310005	DES L5A	146
1731310008	DES QA	146
1731310010	DES 10A	146
1731310016	DES 16A	146
1731310024	DES 24A	146
1731320100	SPP 0GA	148
1731320102	SPP 2GA	148
1731320103	SPP 3GA	148
1731320104	SPP 4GA	148
1731320105	SPP 5GA	148
1731320106	SPP 6GA	148
1731320107	SPP 7GA	148
1731320108	SPP 8GA	148
1731320109	SPP 9GA	148
1731320110	SPP 10GA	148
1731320111	SPP 11GA	148
1731320112	SPP 12GA	148
1731320113	SPP 13GA	148
1731320114	SPP 14GA	148
1731320115	SPP 15GA	148
1731320116	SPP 16GA	148
1731320200	SPP 0BA	148
1731320202	SPP 2BA	148
1731320203	SPP 3BA	148
1731320204	SPP 4BA	148
1731320205	SPP 5BA	148
1731320206	SPP 6BA	148
1731320207	SPP 7BA	148
1731320208	SPP 8BA	148
1731320209	SPP 9BA	148

CODE	MODEL	PAGE
1731320210	SPP 10BA	148
1731320211	SPP 11BA	148
1731320212	SPP 12BA	148
1731320213	SPP 13BA	148
1731320214	SPP 14BA	148
1731320215	SPP 15BA	148
1731320216	SPP 16BA	148
1731320304	SPP 2X2GA	148
1731320306	SPP 2X3GA	148
1731320308	SPP2X4GA	148
1731320310	SPP2X5GA	148
1731320312	SPP 2X6GA	148
1731320314	SPP 2X7GA	148
1731320316	SPP 2X8GA	148
1731320318	SPP 4X2GA	148
1731320320	SPP 4X3GA	148
1731320322	SPP 4X4GA	148
1731320324	SPP 4X5GA	148
1731320326	SPP 4X6GA	148
1731320404	SPP 2X2BA	148
1731320406	SPP 2X3BA	148
1731320408	SPP 2X4BA	148
1731320410	SPP 2X5BA	148
1731320412	SPP 2X6BA	148
1731320414	SPP 2X7BA	148
1731320416	SPP 2X8BA	148
1731320418	SPP 4X2BA	148
1731320420	SPP 4X3BA	148
1731320422	SPP 4X4BA	148
1731320424	SPP 4X5BA	148
1731320426	SPP 4X6BA	148
1731320650	SPP PGA	161
1731320652	SPP PBA	161
1731320745	SPG PGA	162
1731320748	SPG PBA	162
1731322000	SPG 0GA	149
1731322020	SPG 0BA	149
1731322117	SPG 17GA	149
1731322118	SPG 18GA	149
1731322119	SPG 19GA	149
1731322120	SPG 20GA	149
1731322121	SPG 21GA	149
1731322122	SPG 22GA	149
1731322123	SPG 23GA	149
1731322124	SPG 24GA	149
1731322125	SPG 25GA	149
1731322126	SPG 26GA	149
1731322127	SPG 27GA	149

CODE	MODEL	PAGE
1731322128	SPG 28GA	149
1731322129	SPG 29GA	149
1731322130	SPG 30GA	149
1731322131	SPG 31GA	149
1731322132	SPG 32GA	149
1731322133	SPG 33GA	149
1731322134	SPG 34GA	149
1731322217	SPG 17BA	149
1731322218	SPG 18BA	149
1731322219	SPG 19BA	149
1731322220	SPG 20BA	149
1731322221	SPG 21BA	149
1731322222	SPG 22BA	149
1731322223	SPG 23BA	149
1731322224	SPG 24BA	149
1731322225	SPG 25BA	149
1731322226	SPG 26BA	149
1731322227	SPG 27BA	149
1731322228	SPG 28BA	149
1731322229	SPG 29BA	149
1731322230	SPG 30BA	149
1731322231	SPG 31BA	149
1731322232	SPG 32BA	149
1731322233	SPG 33BA	149
1731322234	SPG 34BA	149
1731322307	SPG M7GA	150
1731322309	SPG M9GA	150
1731322314	SPG M14GA	150
1731322315	SPG M15GA	150
1731322407	SPG M7BA	150
1731322409	SPG M9BA	150
1731322414	SPG M14BA	150
1731322415	SPG M15BA	150
1731350025	DESPRED 25A	147
1731350032	DESPRED 32A	147
1731350063	DESPRED 63A	147
1731410001	DES L1 FT	13
1731410002	DES L2 FT	13
1731410003	DES L3 FT	13
1731410004	DES L4 FT	13
1731410005	DES L5 FT	13
1731410008	DES Q FT	13
1731410010	DES 10 FT	13
1731410016	DES 16 FT	13
1731410024	DES 24 FT	13
1732012403	DES PDM 24/3G	71
1732012412	DES PDM 24/12G	71
1732012414	DES PDM 24/14G	71

CODE	MODEL	PAGE
1732012415	DES PDM 24/15G	71
1732012415	DES PDM 24/15G	71
1732012416	DES PDM 24/16G	71
1732012417	DES PDM 24/17G	71
1732012421	DES PDM 24/121G	71
1732012425	DES PDM 24/25G	71
1732012426	DES PDM 24/26G	71
1732012432	DES PDM 24/32G	71
1732012442	DES PDM 24/42G	71
1732013403	DES PDM 24/3B	72
1732013412	DES PDM 24/12B	72
1732013415	DES PDM 24/14B	72
1732013416	DES PDM 24/15B	72
1732013417	DES PDM 24/16B	72
1732013418	DES PDM 24/17B	72
1732013426	DES PDM 24/25B	72
1732013427	DES PDM 24/26B	72
1732013433	DES PDM 24/32B	72
1732013443	DES PDM 24/42B	72
1732014613	DES PDM Q13G	77
1732014617	DES PDM Q17G	77
1732014625	DES PDM Q25G	77
1732015614	DES PDM Q13B	77
1732015618	DES PDM Q17B	77
1732015626	DES PDM Q25B	77
1732019980	DES PDM CAPS	92
1732019983	DES CAPS	62
1732021122	DES PDM S112/22G	76
1732021127	DES PDM S112/7G	76
1732022122	DES PDM S112/22B	76
1732022127	DES PDM S112/7B	76
1732025017	DES PDM 24/13 CLEAN	73
1732025025	DES-PDM24/25 CLEAN	73
1732025032	DES-PDM24/32 CLEAN	73
1732026013	DES PDM ZIP 24/13G	75
1732026025	DES PDM 24 ZIP 25/G	75
1732026032	DES PDM 24 ZIP 32/G	75
1732030120	DES PDMU 20G	78
1732030125	DES PDMU 25G	78
1732030132	DES PDMU 32G	78
1732031120	DES PDMU 20B	78
1732031125	DES PDMU 25B	78
1732031132	DES PDMU 32B	78
1732032002	DES-PDM M20/2G	79
1732032003	DES-PDM M20/3G	79
1732032004	DES-PDM M20/4G	79
1732032504	DES PDM M25/4G	79
1732032506	DES PDM M25/6G	79

CODE	MODEL	PAGE
1732033002	DES-PDM M20/2B	80
1732033003	DES-PDM M20/3B	80
1732033004	DES-PDM M20/4B	80
1732033204	DES PDM M32/4G	79
1732033207	DES PDM M32/7G	79
1732033242	DES PDM M32/4-2G	79
1732033504	DES PDM M25/4B	80
1732033507	DES PDM M25/6B	80
1732034008	DES PDM M40/8G	79
1732034012	DES-PDM M40/12G	79
1732034013	DES-PDM M40/12B	80
1732034205	DES PDM M32/4B	80
1732034208	DES PDM M32/7B	80
1732034252	DES PDM M32/4-2B	80
1732035008	DES PDM M50/8G	79
1732035009	DES PDM M40/8B	80
1732035010	DES PDM M50/10G	79
1732035012	DES PDM M50/12G	79
1732035019	DES PDM M50/19G	79
1732036009	DES PDM M50/8B	80
1732036011	DES PDM M50/10B	80
1732036013	DES PDM M50/12B	80
1732036020	DES PDM M50/19B	80
1732036108	DES-PDM M50/8 CLEAN	73
1732036306	DES PDM M63/6G	79
1732036309	DES PDM M63/9G	79
1732036313	DES PDM M63/13G	79
1732036314	DES PDM M63/14G	79
1732036335	DES PDM M63/35G	79
1732037307	DES PDM M63/6B	80
1732037310	DES PDM M63/9B	80
1732037314	DES PDM M63/13B	80
1732037315	DES PDM M63/14B	80
1732037336	DES PDM M63/35B	80
1732040019	DES PDM KN19G	81
1732040021	DES PDM KN21G	81
1732040072	DES PDM KN72G	81
1732041020	DES PDM KN19B	81
1732041021	DES PDM KN21B	81
1732041073	DES PDM KN72B	81
1732050025	DES PDP 25G	82
1732050032	DES PDP 32G	82
1732050040	DES PDP 40G	82
1732050050	DES PDP 50G	82
1732050063	DES PDP 63G	82
1732050075	DES PDP 75G	82
1732052025	DES PDP 25B	82
1732052032	DES PDP 32B	82

CODE	MODEL	PAGE
1732052040	DES PDP 40B	82
1732052050	DES PDP 50B	82
1732052063	DES PDP 63B	82
1732052075	DES PDP 75B	82
1732052163	DES-PDPS63G	83
1732052175	DES-PDPS75G	83
1732052412	DES PM 24/12G	84
1732052414	DES PM 24/14G	84
1732052417	DES PM 24/17G	84
1732052418	DES PM 24/18G	84
1732052420	DES PM 24/20G	84
1732052426	DES PM 24/26G	84
1732052442	DES PM 24/42G	84
1732052448	DES PM 24/48G	84
1732052450	DES PM 24/50G	84
1732053413	DES PM 24/12B	85
1732053415	DES PM 24/14B	85
1732053418	DES PM 24/17B	85
1732053419	DES PM 24/18B	85
1732053421	DES PM 24/20B	85
1732053427	DES PM 24/26B	85
1732053443	DES PM 24/42B	85
1732053449	DES PM 24/48B	85
1732053451	DES PM 24/50B	85
1732060116	DES PMU 16G	88
1732060120	DES PMU 20G	88
1732060125	DES PMU 25G	88
1732060132	DES PMU 32G	88
1732061116	DES PMU 16B	88
1732061120	DES PMU 20B	88
1732061125	DES PMU 25B	88
1732061132	DES PMU 32B	88
1732062504	DES PM M25/4G	89
1732062506	DES PM M25/6G	89
1732063210	DES PM M32/10G	89
1732063505	DES PM M25/4B	90
1732063507	DES PM M25/6B	90
1732064009	DES-PM M40/9G	89
1732064012	DES-PM M40/9B	90
1732064016	DES PM M40/16G1	89
1732064017	DES PM M40/16B2	90
1732064211	DES PM M32/10B	90
1732065009	DES PM M50/9G	89
1732065011	DES PM M50/11G	89
1732065012	DES PM M50/12G	89
1732065015	DES PM M50/15G	89
1732065017	DES PM M50/17G	89
1732065020	DES PM M50/20G	89

CODE	MODEL	PAGE
1732066010	DES PM M50/9B	90
1732066012	DES PM M50/11B	90
1732066013	DES PM M50/12B	90
1732066016	DES PM M50/15B	90
1732066018	DES PM M50/17B	90
1732066021	DES PM M50/20B	90
1732067012	RCS M12G	93
1732067016	RCS M16G	93
1732067020	RCS M20G	93
1732067025	RCS M25G	93
1732067032	RCS M32G	93
1732067040	RCS M40G	93
1732067050	RCS M50G	93
1732070002	IFP 5G	92
1732070004	IFP 9G	92
1732070006	IFP 12G	92
1732070008	IFP 16G	92
1732070010	IFP 20G	92
1732070012	IFP 5B	92
1732070014	IFP 9B	92
1732070016	IFP 12B	92
1732070018	IFP 16B	92
1732071221	DES PM S112/21G	86
1732071222	DES PM S112/21B	87
1732074607	DES PM S46/7G	86
1732074608	DES PM S46/7B	87
1732074609	DES PM S46/9G	86
1732074610	DES PM S46/9B	87
1732076908	DES PM S69/8G	86
1732076909	DES PM S69/8B	87
1732078611	DES PM S86/11G	86
1732078612	DES PM S86/11B	87
1732078617	DES PM S86/17G	86
1732078618	DES PM S86/17B	87
1732212403	DES PDM 24/3G FT	74
1732212412	DES PDM 24/12G FT	74
1732212414	DES PDM 24/14G FT	74
1732212415	DES PDM 24/15G FT	74
1732212416	DES PDM 24/16G FT	74
1732212417	DES PDM 24/17G FT	74
1732212425	DES PDM 24/25G FT	74
1732212426	DES PDM 24/26G FT	74
1732212432	DES PDM 24/32G FT	74
1732212442	DES PDM 24/42G FT	74
1732213415	DES PDM 24/15B FT	74
1732213421	DES PDM 24/12G FT	74
1732263210	DES PM M32/10G2	89
1732264211	DES PM M32/10B2	89

CODE	MODEL	PAGE
1732265012	DES PM M50/12G2	89
1732266013	DES PM M50/12B2	89
1732290025	EDM25-50	91
1732290032	EDM32-50	91
1732290040	EDM40-50	91
1732290050	EDM50-50	91
1732290063	EDM63-50	91
1732312403	DES PDM 24A/3G	151
1732312412	DES PDM 24A/12G	151
1732312414	DES PDM 24A/14G	151
1732312415	DES PDM 24A/15G	151
1732312416	DES PDM 24A/16G	151
1732312417	DES PDM 24A/17G	151
1732312425	DES PDM 24A/25G	151
1732312425	DES PDM 24A/26G	151
1732312432	DES PDM 24A/32G	151
1732312442	DES PDM 24A/42G	151
1732312445	DES PDM 24A/124G	151
1732313403	DES PDM 24A/3B	152
1732313412	DES PDM 24A/12B	152
1732313414	DES PDM 24A/14B	152
1732313415	DES PDM 24A/15B	152
1732313416	DES PDM 24A/16B	152
1732313417	DES PDM 24A/17B	152
1732313425	DES PDM 24A/25B	152
1732313426	DES PDM 24A/26B	152
1732313432	DES PDM 24A/32B	152
1732313442	DES PDM 24A/42B	152
1732314613	DES PDM Q13GA	154
1732314617	DES PDM Q17GA	154
1732314625	DES PDM Q25GA	154
1732315614	DES PDM Q13BA	154
1732315618	DES PDM Q17BA	154
1732315626	DES PDM Q25BA	154
1732321122	DES PDM S112/22GA	153
1732321127	DES PDM S 112/7GA	153
1732322122	DES PDM S112/22BA	153
1732322127	DES PDM S 112/7BA	153
1732330120	DES PDMU 20GA	155
1732330125	DES PDMU 25GA	155
1732330132	DES PDMU 32GA	155
1732331120	DES PDMU 20BA	155
1732331125	DES PDMU 25BA	155
1732331131	DES PDMU 32BA	155
1732331132	DES PDMU 32BA	155
1732332506	DES-PDM M25A/6G	156
1732333204	DES PDM M32A/4G	156
1732333207	DES PDM M32A/7G	156

CODE	MODEL	PAGE
1732333242	DES PDM M32A/4-2G	156
1732333507	DES-PDM M25A/6B	157
1732334008	DES PDM M40A/8G	156
1732334205	DES PDM M32A/4B	157
1732334208	DES PDM M32A/7B	157
1732334252	DES PDM M32A/4-2B	157
1732335008	DES PDM M50A/8G	156
1732335009	DES PDM M40A/8B	157
1732335010	DES PDM M50A/10G	156
1732335012	DES PDM M50A/12G	156
1732335019	DES PDM M50A/19G	156
1732336009	DES PDM M50A/8B	157
1732336011	DES PDM M50A/10B	157
1732336013	DES PDM M50A/12B	157
1732336020	DES PDM M50A/19B	157
1732336306	DES PDM M63A/6G	156
1732336309	DES PDM M63A/9G	156
1732336313	DES PDM M63A/13G	156
1732336314	DES PDM M63A/14G	156
1732336335	DES PDM M63A/35G	156
1732337307	DES PDM M63A/6B	157
1732337310	DES PDM M63A/9B	157
1732337314	DES PDM M63A/13B	157
1732337315	DES PDM M63A/14B	157
1732337336	DES PDM M63A/35B	157
1732340019	DES PDM KN19GA	158
1732340021	DES PDM KN21GA	158
1732340072	DES PDM KN72GA	158
1732341020	DES PDM KN19BA	158
1732341021	DES PDM KN21BA	158
1732341073	DES PDM KN72BA	158
1732350025	DES PDP 25GA	159
1732350032	DES PDP 32GA	159
1732350040	DES PDP 40GA	159
1732350050	DES PDP 50GA	159
1732350063	DES PDP 63GA	159
1732350075	DES PDP 75GA	159
1732352025	DES PDP 25BA	159
1732352032	DES PDP 32BA	159
1732352040	DES PDP 40BA	159
1732352050	DES PDP 50BA	159
1732352063	DES PDP 63BA	159
1732352075	DES PDP 75BA	159
1733000003	APD 39	97
1733000006	APD 80	97
1733000009	APD 140	97
1733000012	APD 180	97
1733010047	AP-DP 63	98

CODE	MODEL	PAGE
1733010611	AP-DP 95	98
1733010713	AP-DP 119	98
1733011411	AP-DP 95 BA4	98
1733011413	AP-DP 119 BA4	98
1733011447	AP-DP 63 BA4	98
1733012411	AP-DP 95 BR4	98
1733012413	AP-DP 119 BR4	98
1733012447	AP-DP 63 BR4	98
1733020003	AP 39	95
1733020004	AP 60	95
1733020005	AP 70	95
1733020006	AP 87	95
1733020007	AP 103	95
1733020008	AP 121	95
1733020009	AP 140	95
1733020010	AP 180	95
1733020011	DZ 30	99
1733020012	DZ 32	99
1733020020	FV1	103
1733020025	FV2	103
1733020030	FV3	103
1733021006	BOB 15X10	103
1733021008	BOB 19X10	103
1733021009	BOB 38X10	103
1733021010	BOB 10X25	103
1733021012	OW13	102
1733021013	OW20	102
1733021020	BOB 20X25	103
1733021101	FVM101	104
1733021150	FVM150	104
1733021200	FVM200	104
1733021300	FVM300	104
1733021305	FVS-Q1	105
1733021310	FVS-Q2	105
1733021315	FVS-Q3	105
1733021325	FVS-R8	105
1733021335	FVS-T10	105
1733021403	AP 39 BA4	96
1733021404	AP 60 BA4	96
1733021405	AP 70 BA4	96
1733021406	AP 87 BA4	96
1733021407	AP 103 BA4	96
1733021408	AP 121 BA4	96
1733021409	AP 140 BA4	96
1733021410	AP 180 BA4	96
1733021503	AP 39 BA5	96
1733021504	AP 60 BA5	96
1733021505	AP 70 BA5	96

CODE	MODEL	PAGE
1733021506	AP 87 BA5	96
1733021507	AP 103 BA5	96
1733021508	AP 121 BA5	96
1733021509	AP 140 BA5	96
1733021510	AP 180 BA5	96
1733021603	AP 39 BA6	96
1733021604	AP 60 BA6	96
1733021605	AP 70 BA6	96
1733021606	AP 87 BA6	96
1733021607	AP 103 BA6	96
1733021608	AP 121 BA6	96
1733021609	AP 140 BA6	96
1733021610	AP 180 BA6	96
1733022403	AP 39 BR4	96
1733022404	AP 60 BR4	96
1733022405	AP 70 BR4	96
1733022406	AP 87 BR4	96
1733022407	AP 103 BR4	96
1733022408	AP 121 BR4	96
1733022409	AP 140 BR4	96
1733022410	AP 180 BR4	96
1733022503	AP 39 BR5	96
1733022504	AP 60 BR5	96
1733022505	AP 70 BR5	96
1733022506	AP 87 BR5	96
1733022507	AP 103 BR5	96
1733022508	AP 121 BR5	96
1733022509	AP 140 BR5	96
1733022510	AP 180 BR5	96
1733022603	AP 39 BR6	96
1733022604	AP 60 BR6	96
1733022605	AP 70 BR6	96
1733022606	AP 87 BR6	96
1733022607	AP 103 BR6	96
1733022608	AP 121 BR6	96
1733022609	AP 140 BR6	96
1733022610	AP 180 BR6	96
1733030010	MFK 13-25	100
1733030015	MFK 20-36	100
1733030020	MFK 36-52	100
1733030021	MFKD 36-52	100
1733030025	MFK 55-75	100
1733030030	MFK 75-95	100
1733030040	MFY 27-38	100
1733030050	MFY 38-51	100
1733030060	MFY 51-69	100
1733030110	CFP 1	101
1733030120	CFP 2	101

CODE	MODEL	PAGE
1733030130	CFP 3	101
1734000100	MB22	130
1734000150	MB14	130
1734000151	MB14V2	130
1734010080	MSS 30-37	108
1734010090	MSS 38-48	108
1734010095	MSS 50-60	108
1734010100	MSS 62-74	108
1734010210	MSS2 1,5-3	107
1734010220	MSS2 3-6	107
1734010230	MSS2 7-9	107
1734010240	MSS2 9-12	107
1734010250	MSS2 11-17	107
1734010260	MSS2 18-22	107
1734010270	MSS2 22-30	107
1734010280	MSS3 1.5-3	109
1734010281	MSS3 3-7	109
1734010285	MSS3 6-10	109
1734010310	MSL 3-9	110
1734010320	MSL 10-19	110
1734010330	MSLB 3-12	110
1734010410	MSP 1,5-3	117
1734010411	MSP 1,5-3 V2	117
1734010420	MSP 3-6	117
1734010421	MSPC 3-7	117
1734014002	DES L2 EMC	133
1734014003	DES L3 EMC	133
1734014004	DES L4 EMC	133
1734014005	DES L5 EMC	133
1734014008	DES Q EMC	133
1734014010	DES 10 EMC	133
1734014016	DES 16 EMC	133
1734014024	DES 24 EMC	133
1734020070	MSD 22-30	116
1734020080	MSD 30-37	116
1734020090	MSD 38-48	116
1734020300	MSF 2x2-6	124
1734020305	MSF 3-8	124
1734020310	MSFD 3-8	124
1734020315	MSF 4-13,5	124
1734020320	MSFD 4-13,5	124
1734020325	MSF 10-20	124
1734020330	MSFD 10-20	124
1734020335	MSF 15-32	124
1734020340	MSFD 15-32	124
1734021010	MSD2 1,5-3	115
1734021020	MSD2 3-6	115
1734021030	MSD2 7-9	115

CODE	MODEL	PAGE
1734021040	MSD2 9-12	115
1734021050	MSD2 11-17	115
1734021060	MSD2 18-22	115
1734021080	MSD2L 3-9	115
1734021081	MSD2L 3-12	115
1734021090	MSD2L 10-19	115
1734021095	MSD 50-60	116
1734021098	MSD 62-74	116
1734024000	SPG 0 EMC	134
1734024100	SPP 0 EMC	134
1734024102	SPP 2 EMC	134
1734024116	SPP 16 EMC	134
1734024117	SPG 17 EMC	134
1734024118	SPG 18 EMC	134
1734024119	SPG 19 EMC	134
1734024120	SPG 20 EMC	134
1734024121	SPG 21 EMC	134
1734024122	SPG 22 EMC	134
1734024123	SPG 23 EMC	134
1734024124	SPG 24 EMC	134
1734024125	SPG 25 EMC	134
1734024126	SPG 26 EMC	134
1734024127	SPG 27 EMC	134
1734024128	SPG 28 EMC	134
1734024129	SPG 29 EMC	134
1734024130	SPG 30 EMC	134
1734024131	SPG 31 EMC	134
1734024132	SPG 32 EMC	134
1734024133	SPG33 EMC	134
1734024134	SPG 34 EMC	134
1734024140	SPP 3-6 EMC	134
1734024142	SPP 6-9 EMC	134
1734024144	SPP 9-12 EMC	134
1734024146	SPP 12-15 EMC	134
1734024304	SPP 2x2 EMC	134
1734024306	SPP 2x3 EMC	134
1734024308	SPP 2x4 EMC	134
1734024310	SPP 2x5 EMC	134
1734024312	SPP 2x6 EMC	134
1734024314	SPP 2x7 EMC	134
1734024316	SPP 2x8 EMC	134
1734024318	SPP 4x2 EMC	134
1734024320	SPP 4x3 EMC	134
1734024322	SPP 4x4 EMC	134
1734024324	SPP 4x5 EMC	134
1734024326	SPP 4x6 EMC	134
1734030010	MSA 1,5-3	112
1734030020	MSA 3-6	112

CODE	MODEL	PAGE
1734030030	MSA 7-9	112
1734030040	MSA 9-12	112
1734030050	MSA 11-17	112
1734030052	MSA 11-17	112
1734030060	MSA 18-22	112
1734030070	MSA 22-30	112
1734030080	MSAL-3-9	112
1734030090	MSAL-10-19	112
1734030110	MSM 1,5-3	111
1734030120	MSM 3-6	111
1734030130	MSM 7-9	111
1734030140	MSM 9-12	111
1734030180	MSML 3-9	111
1734030310	MSU 3X 1,5 -3	
1734030320	MSU 3X 3-6	123
1734030330	MSU 3X 7-9	123
1734030340	MSU 3X 9-12	123
1734030410	MSU 4X 1-3	123
1734030420	MSU 4X 3-6	123
1734030430	MSU 4X 7-9	123
1734030440	MSU 4X 9-12	123
1734030510	MSU 5X 1-3	123
1734030520	MSU 5X 3-6	123
1734030530	MSU 5X 7-9	123
1734030540	MSU 5X 9-12	123
1734030610	MSU 6X 1-3	123
1734030620	MSU 6X 3-6	123
1734030630	MSU 6X 7-9	123
1734030640	MSU 6X 9-12	123
1734030710	MSU 7X 1-3	123
1734030720	MSU 7X 3-6	123
1734030730	MSU 7X 7-9	123
1734030740	MSU 7X 9-12	123
1734030810	MSU 8X 1-3	123
1734030820	MSU 8X 3-6	123
1734030830	MSU 8X 7-9	123
1734030840	MSU 8X 9-12	123
1734030910	MSU 9X 1-3	123
1734030920	MSU 9X 3-6	123
1734030930	MSU 9X 7-9	123
1734030940	MSU 9X 9-12	123
1734031010	MSU 10X 1-3	123
1734031020	MSU 10X 3-6	123
1734031030	MSU 10X 7-9	123
1734031040	MSU 10X 9-12	123
1734031110	MSU 11X 1-3	123
1734031120	MSU 11X 3-6	123
1734031130	MSU 11X 7-9	123

CODE	MODEL	PAGE
1734031140	MSU 11X 9-12	123
1734031210	MSU 12X 1-3	123
1734031220	MSU 12X 3-6	123
1734031230	MSU 12X 7-9	123
1734031240	MSU 12X 9-12	123
1734040010	MSB 1,5-3	118
1734040020	MSB 3-6	118
1734040030	MSB 7-9	118
1734040040	MSB 9-12	118
1734040050	MSB 11-17	118
1734040060	MSB 18-22	118
1734040070	MSB 22-30	118
1734040080	MSBL 3-9	118
1734040090	MSBL 10-19	118
1734040111	MSRP 1,5-3 V2	120
1734040120	MSRP 3-6	120
1734040121	MSRC 3-7	120
1734040130	MSRP 7-9	120
1734040131	MSRC 6-10	120
1734040310	MSR 1.5-3	119
1734040320	MSR 3-6	119
1734040330	MSR 7-9	119
1734040340	MSR 9-12	119
1734040350	MSR 11-17	119
1734040360	MSR 18-22	119
1734040370	MSR 22-30	119
1734040381	MSRL 3-12	119
1734040390	MSRL 10-19	119
1734040405	MSH 2-5	121
1734040408	MSH 3-8	121
1734040414	MSH 3-14	121
1734040420	MSH 3-20	121
1734040435	MSH 30-35	121
1734040512	MST 6-12	122
1734040518	MST 12-18	122
1734040522	MST 18-22	122
1734040530	MST 22-30	122
1734040538	MST 30-38	122
1734040542	MST 38-42	122
1734040705	MSFC 2x2-6	125
1734040710	MSFC 3-8	125
1734040715	MSFC 4-13,5	125
1734040720	MSFC 10-20	125
1734040725	MSFC 15-32	125
1734040810	MSFE 3-8	125
1734040815	MSFE 4-13,5	125
1734040820	MSFE 10-20	125
1734040825	MSFE 15-32	125

CODE	MODEL	PAGE
1734050010	MSE 1,5-3	113
1734050020	MSE 3-6	113
1734050030	MSE 7-9	113
1734050040	MSE 9-12	113
1734050050	MSE 11-17	113
1734050060	MSE 18-22	113
1734050070	MSE 22-30	113
1734050080	MSEL 3-9	113
1734050090	MSEL 10-19	113
1734052316	BROSF 16-1,5-3	129
1734052317	BROSF 16-3-6	129
1734052320	BROSF 20-1,5-3	129
1734052321	BROSF 20-3-6	129
1734052325	BROSF 25-1,5-3	129
1734052326	BROSF 25-3-6	129
1734052332	BROSF 32-1,5-3	129
1734052333	BROSF 32-3-6	129
1734060001	MSC 1,5-3	125
1734060003	MSC 3-6	125
1734060006	MSC 7-9	125
1734060110	MSG 1,5-3	114
1734060120	MSG 3-6	114
1734060130	MSG 7-9	114
1734080000	CTX 6/100/6	132
1734080005	CTX 6/150/6	132
1734080010	CTX 6/200/6	132
1734080015	CTX 6/250/6	132
1734080020	CTX 6/300/6	132
1734080025	CTX 6/400/6	132
1734080030	CTX 6/500/6	132
1734080035	CTX 10/100/6	132
1734080040	CTX 10/100/8	132
1734080045	CTX 10/150/8	132
1734080046	CTX10/250/M8	132
1734080050	CTX 10/200/6	132
1734080055	CTX 10/200/8	132
1734080060	CTX 10/250/6	132
1734080065	CTX 10/300/6	132
1734080070	CTX 10/300/8	132
1734080075	CTX 10/400/6	132
1734080080	CTX 10/400/8	132
1734080085	CTX 10/500/6	132
1734080090	CTX 16/100/6	132
1734080095	CTX 16/100/8	132
1734080100	CTX 16/150/6	132
1734080105	CTX 16/150/8	132
1734080106	CTX161509	132
1734080107	CTX161709	132

CODE	MODEL	PAGE
1734080110	CTX 16/200/6	132
1734080115	CTX 16/200/8	132
1734080120	CTX 16/250/8	132
1734080125	CTX 16/300/6	132
1734080130	CTX 16/300/8	132
1734080135	CTX 16/350/8	132
1734080140	CTX 16/400/8	132
1734080145	CTX 16/500/8	132
1734080150	CTX 16/600/8	132
1734080155	CTX 25/100/10	132
1734080160	CTX 25/150/10	132
1734080165	CTX 25/200/8	132
1734080170	CTX 25/200/10	132
1734080175	CTX 25/250/8	132
1734080180	CTX 25/300/8	132
1734080181	CTX-25/300/8/10	132
1734080185	CTX 25/300/10	132
1734080190	CTX 25/350/10	132
1734080195	CTX 25/400/8	132
1734080200	CTX 25/500/8	132
1734080205	CTX 25/600/8	132
1734080808	GKD-Q	127
1734080810	GKD-10	127
1734080816	GKD-16	127
1734080824	GKD-24	127
1734090108	EMCSQ	128
1734090110	EMCS10	128
1734090116	EMCS16	128
1734090124	EMCS24	128
1735010010	FL 6	136
1735010014	FL 10	136
1735010016	FL 11	136
1735010020	FL 14	136
1735010022	FL 16	136
1735010026	FL 20	136
1735010032	FL 23	136
1735010035	FL 29	136
1735010042	FL 37	136
1735010080	FL 70	136
1735030010	FW 6	137
1735030013	FW 10	137
1735030015	FW 11	137
1735030018	FW 14	137
1735030021	FW 16	137
1735030025	FW 20	137
1735030028	FW 23	137
1735030034	FW 29	137
1735030042	FW 37	137

CODE	MODEL	PAGE
1735030054	FW 45	137
1736010002	PNZ 02	139
1736010003	PNZ 03	139
1736010004	PNZ 04	139
1736010005	PNZ 05	139
1736010008	PNZ 08	139
1736010010	PNZ 10	139
1736010016	PNZ 16	139
1736010022	PNZ 22	139
1736010024	PNZ 24	139
1736010025	PNZ 25	139
1736010032	PNZ 32	139
1736010040	PNZ 40	139
1736010050	PNZ 50	139
1736010063	PNZ 63	139
1736010100	HY360	139
1736010108	PNZ 108	139
1736010124	PNZ 124	139
1736020020	PF2	140
1736020030	PF3	140
1736020040	PF4	140
1736020050	PF5	140
1736020060	PF6	140
1736020070	PF7	140
1736020080	PFD1	141
1736020090	PFD2	141
1736020100	PFD3	141
1736020110	PFD4	141
1736020120	PFD5	141
1736020130	PFD6	141
1736020600	PFX-600	142
1736020800	PFX-800	142
1736021000	PFX-1000-2	142
1736030006	SQZ 600	143
1736030008	SQZ 800	143
1736030010	SQZ 1000	143
1736030012	SQZ 1200	143
1736999840	DEMOBOX	144
1736999860	UBOX SPP G	63
1736999861	UBOX SPP B	63
1736999862	UBOX SPCL G	62
1736999863	UBOX SPCL B	62



solutions around the cable



ERGATE Automation s.r.o.
Klíny 35, 61500 Brno
tel.: +420 548 140 001
office@ergate.cz
www.ergate.cz